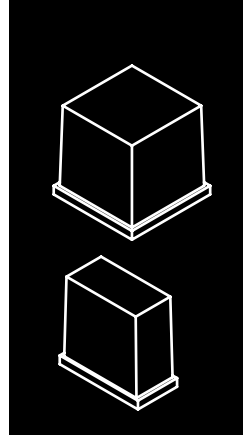


SPIKA MS700-22

208-230 V / 60 Hz

MODULAR 22 INCH ICE CUBE MACHINE












3 YEARS
WARRANTY
PARTS & LABOR



FEATURES

- ▶ PRODUCES FULL DICE OR HALF DICE ICE CUBES
- ▶ HIGH EFFICIENCY EVAPORATOR
- ▶ SMART WATER DISTRIBUTOR THAT IMPROVES DROP-OFF EFFICIENCY
- ▶ EASY ACCESS FOR SERVICE BY REMOVING THE PANELS WITH A SINGLE SCREWDRIVER
- ▶ SMART ELECTRONIC BOARD CONTROLS EVERY PARAMETER IN THE MACHINE AND SHOWS THE DIAGNOSIS OF POSSIBLE INCIDENCES
- ▶ HIGH RESISTANCE EXTERNAL FRAME IN AISI 304 STAINLESS STEEL



	 24 H	 70°F/20°C lbs (Kg)	 50°F/10°C lbs (Kg)	 90°F/32°C lbs (Kg)	 70°F/21°C lbs (Kg)	 in (mm)	 in (mm)	 SPIKA HALF DICE 0,9" (W) x 0,4" (D) x 1" (H) 23 mm (W) x 11 mm (D) x 26 mm (H) Average dimensions	 SPIKA FULL DICE 1" (W) x 0,9" (D) x 1" (H) 26 mm (W) x 23 mm (D) x 26 mm (H) Average dimensions
SPIKA MS700-22 H		668 (303)	553 (251)	Width 22" (559)	Width 25.6" (650)	Depth 24.45" (621)	Depth 27.96" (710)		
SPIKA MS700-22 F		-	-	Height 25.95" (659)	Height 32.29" (820)				

ACCESSORIES

INCLUDED



SCOOP

NOT INCLUDED



DOUBLE 10" FILTER
ANTI-LIMESCALE + ANTI-CHLORINE
CS102



10" REPLACEMENT CARTRIDGE
ANTI-LIMESCALE + ANTI-CHLORINE
CS10



ADAPTER PLATES



SCALE KLEEN

RECOMMENDED BINS

RECOMMENDED



S400
+
SPIKA
MS700-22



SCS350
+
SPIKA
MS700-22

OTHER POSSIBLE OPTIONS



S500
+
SPIKA
MS700-22



S750
+
SPIKA
MS700-22



S900
+
SPIKA
MS700-22



S1050
+
SPIKA
MS700-22



SCS700
+
SPIKA
MS700-22



SCD900
+
1/2 SPIKA
MS700-22



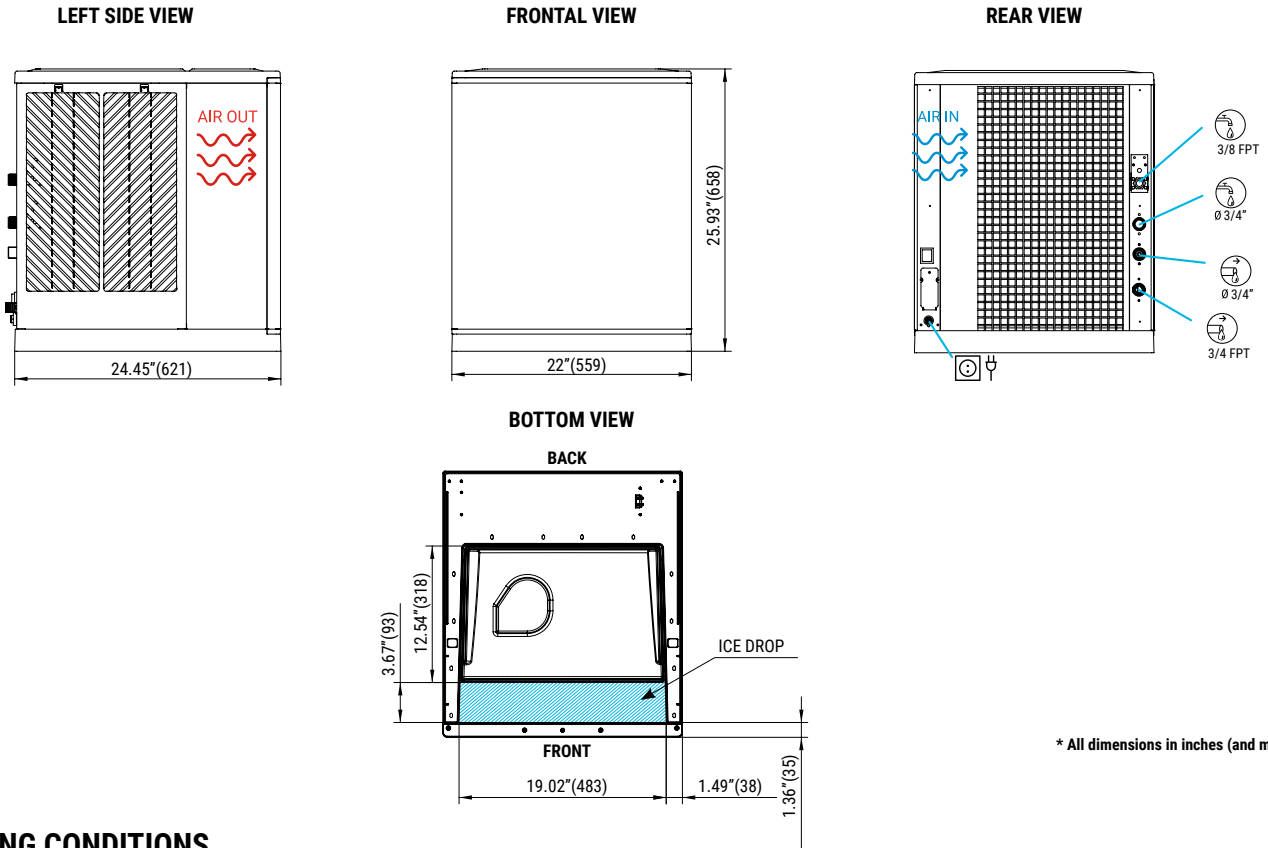
SCD1350
+
1/2 SPIKA
MS700-22



SCD1800
+
1/2 SPIKA
MS700-22

TECHNICAL SCHEME

SPIKA MS700-22



* All dimensions in inches (and mm)

OPERATING CONDITIONS

PRODUCTION (LBS) 60Hz

±10% V

41°F/109°F

41°F/95°F

14.5 psi (1 bar) / 87 psi (6 bar)

240/480 Ice cubes/cycle

V	Hz	ph
208-230	60	1N

SPIKA MS700-22 AIR COOLED	HALF DICE					FULL DICE					
	50° 10°	60° 15°	70° 21°	86° 30°	90° 32°	50° 10°	60° 15°	70° 21°	86° 30°	90° 32°	109° 43°
50° 10°	745	705	683	679	-	-	-	-	-	-	-
68° 21°	668	683	661	657	-	-	-	-	-	-	-
90° 32°	672	628	613	602	-	-	-	-	-	-	-
109° 43°	557	507	498	480	-	-	-	-	-	-	-

MODELS

MODEL	ASHRAE CONDITIONS (BTu/h)	(W)	(W) 109°F	(AWG/mm ²)	(n.)	FUSE	100lbs (Kwh/100 lbs) 90°F / 70°F	gal 100lbs (l/h)	HEAT REJECTED (BTu/h)	(W)	(lbs)	(lbs)	
SPIKA MS700-22 A	13,853	4,060	1,290	14/2,5	3	16	4.72	17	4.5	9,076	2,660	155.21	180.78
SPIKA MS700-22 W	13,853	4,060	-	14/2,5	3	16	-	-	-	9,076	2,660	-	-



ITV Ice Makers, Inc.
9550 Satellite Blvd, Suite 100
Orlando, FL 32837
Phone: 1 407 826 1860 | Fax: 1 407 826 1861
Toll Free: 1 888 488 1423
sales@itvice.com | www.itvice.com



SERVICE
service@itvice.com
Skype: service@itvice.com
PHONE: +1 888 488 1423
FROM 8AM TO 5PM EST



2 ADDITIONAL YEARS
ON COMPRESSOR &
EVAPORATOR
Read our warranty policy
to know more about
limitations and exclusions

