

STORAGE BINS



In order to complement your ice production needs. ITV has the right selection of ice storage bins for your modular and remote unit requirements.

Bins are ideal for storing ice where and when you need it; isolated, but not refrigerated, ITV's ice storage bins will provide you always fresh ice, because of the heavy duty sealed door and a low drain, through which melted water exits.

With heavy duty stainless steel construction, non-corroding polyethylene lined walls, and gravity loading ice, ITV's bins are stronger, more durable, and the right choice to meet your ice storage needs. Our bins have a one piece high impact resistant rotocast liner, with no corners, easy to clean and maintain.

The body of the slope front bins models are made of Stainless Steel construction and they include a custom cut, top-fixed adapter plate, for the specific size of any ITV machine, with four stainless steel adjustable legs, and one ice scoop.

3 YEARS
WARRANTY
PARTS & LABOR



SPIKA & IQ ice machines sold separately.










SLOPE FRONT BINS



S-300			S-400-22			S-500			S-750			S-900			S-1050		
W	D	H	W	D	H	W	D	H	W	D	H	W	D	H	W	D	H
29.92"	32.25"	29.41"	22"	34.33"	44.17"	30"	32.29"	42.17"	42.13"	32.29"	42.17"	48.03"	32.29"	42.17"	52.01"	34.33"	44.17"
76 cm	81.9 cm	74.7 cm	55.9 cm	87.2 cm	112.2 cm	76.2 cm	82 cm	107.1 cm	107 cm	82 cm	107.1 cm	122 cm	82 cm	107.1 cm	132.1 cm	87.2 cm	112.2 cm

* Dimensions do not include adjustable legs from 6" (15.2 cm.) to 6.5" (16.2 cm.)

*Slope front bins include adapter plates suited for 30" wide machines. Please refer to the chart below for alternate adapter plate part numbers.

ITEM #	STORAGE CAPACITY		NET WEIGHT LBS./ KG.	SHIPPING WEIGHT LBS./ KG.	SPEC SHEET	
	**AHRI LBS./ KG.	APPLICATION LBS./ KG.				
ICE STORAGE BIN SERIES						
S-300	19570	282/128	353/160	103/47	117/53	
S-400-22	19560	320/145	400/181	119/54	145/66	
S-500	19500	408/185	510/231	123/56	185/84	
S-750	19510	594/269	742/337	152/69	233/106	
S-900	19520	686/311	858/389	165/75	249/113	
S-1050	19531	838.4/380	1,048/475	207/94	300/136	
ICE BAGGER	32178	8.8/4 per bag		12.9/5.85	15.4/7	

**AHRI storage capacity represents the 80% of total volume x 30 Lbs./ft3 average density of ice.

OPTIONAL

ONE BLACK FLOOR ANCHORING LEG	ITEM #34888
ONE INOX FLOOR ANCHORING LEG	ITEM #34889



STORAGE BINS AND ICE MACHINES

COMBINATIONS AND ADAPTER PLATES CODES NEEDED

	ONE CUBER		ONE FLAKER/NUGGET			TWO CUBERS		TWO FLAKER/NUGGET	
	22" Width MS MS 400-22 MS 700-22"	30" Width MS MS 500 MS 1000"	22" Width IQ IQN/F 700 IQN/F 900 IQN/F 1200 IQ 300 IQ 500	26" IQ IQ 900 IQ 1300	52" IQ IQ 2700	44" MS 2 X MS 400-22 2 X MS 700-22	60" MS 2 X MS 500 2 X MS 1000	44" Width IQ 2 x IQN/F 700 2 X IQN/F 900 2 X IQN/F 1200 2 X IQ 300 2 X IQ 500	52" IQ 2 X IQ 900 2 X IQ 1300
22" Width S 400-22"	TOP KIT STANDARD WITH BIN (32027)	n/a	TOP KIT STANDARD WITH BIN (32027)	n/a	n/a	n/a	n/a	n/a	n/a
30" Width S-300"	32925	TOP KIT STANDARD WITH BIN (32924)	32925	32925	n/a	n/a	n/a	n/a	n/a
30" Width S-500"	31829	TOP KIT STANDARD WITH BIN (31716)	31829	31829	n/a	n/a	n/a	n/a	n/a
42" Width S-750"	31830	TOP KIT STANDARD WITH BIN (31776)	31830	31830	n/a	n/a	n/a	30559	n/a
48" Width S-900"	31832	TOP KIT STANDARD WITH BIN (31834)	31832	31832	n/a	33843 + TOP KIT VENTILATION (33856)	n/a	31903	n/a
52" Width S-1050"	31834	TOP KIT STANDARD WITH BIN (31833)	31834	31834	32034	33685 + TOP KIT VENTILATION (33856)	n/a	31902	31902
30" Width WITH CART SCS-350 SCS-700"	32038	32036	TOP KIT STANDARD WITH BIN (32037)	TOP KIT STANDARD WITH BIN (32037)	n/a	n/a	n/a	n/a	n/a
60" Width WITH CARTS SCD-900"	32113s	31224	TOP KIT STANDARD WITH BIN (31222)	TOP KIT STANDARD WITH BIN (31222)	TOP KIT STANDARD WITH BIN (31222)	Consult	Consult	TOP KIT STANDARD WITH BIN (31222)	TOP KIT STANDARD WITH BIN (31222)
60" Width WITH CARTS SCD-1400 SCD-1800"	31223	31223	TOP KIT STANDARD WITH BIN (31221)	TOP KIT STANDARD WITH BIN (31221)	TOP KIT STANDARD WITH BIN (31221)	32134 + TOP KIT VENTILATION (33856)	3882 + TOP KIT VENTILATION (32943K)	TOP KIT STANDARD WITH BIN (31221)	TOP KIT STANDARD WITH BIN (31221)

OPTIONAL

TOP VENT KIT	MS 30"	32943K
	MS 22"	33856

