



USA PRICE LIST 2024

# ICE MACHINES

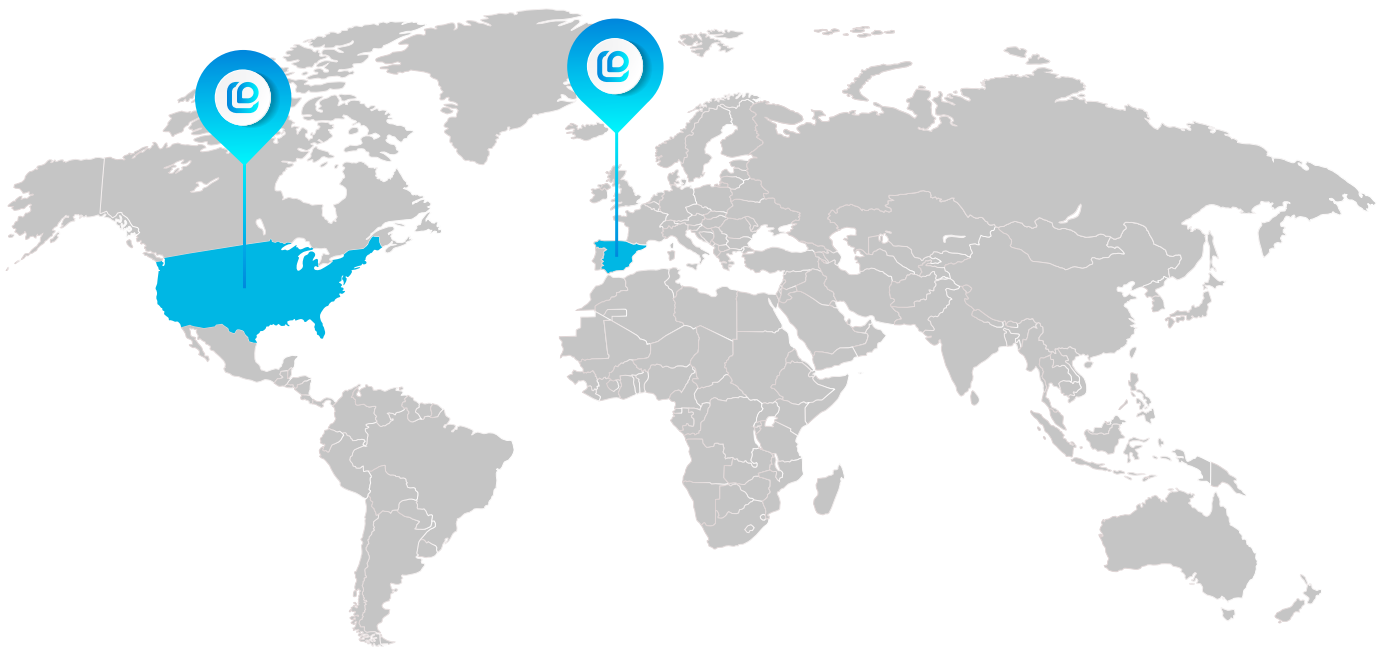
USA CATALOG 2024



 **NATURAL**  
REFRIGERANT



# EUROPE PREFERRED ICE MACHINE





# About ITV Ice Makers

---

ITV Ice Makers, Inc. is a dynamic and innovative U.S Company, with its factory in Spain.

After more than 40 years in the business, with over half a million customers in nearly 100 countries, we strive to surpass our world-renowned reputation of keeping these customers happy. Additionally, our commitment is to introduce new energy-efficient ice makers that meet the ever-changing market and demand of new customers. We seek to accomplish this through state-of-the-art production capabilities, efficient management systems, and the use of clean and environmentally friendly technologies.

As a family-owned business, our values are founded on integrity and professional ethics. We are committed to establishing internal policies to reflect positively on people's health and safety, with the flexibility to listen, learn and be proactive and responsive to the needs of our customers. With this as our mission, we are able to maintain the passion to achieve excellence and success into the future.

ITV's vision is based on continuous and ongoing improvement of our processes, establishing goals and objectives in order to improve our production systems while maintaining maximum efficiencies.

ITV's main manufacturing facility is vertically integrated, automated with robotic machinery, reducing labor intensity, and produces a finished product that can be described with four basic words:

**QUALITY – SIMPLICITY - RELIABILITY – SERVICEABILITY**

Sincerely,

Cristina and Javier

Handwritten signatures of Cristina and Javier in black ink.

# About ITV Ice Makers, Inc.

---

ITV has made a large commitment to the U.S market with the opening of our new headquarters in Orlando, FL. This facility will handle all operations from accounting, service, and support. All parts and accessories will be stocked in this facility. Additionally, we have partnered with other parts houses and centers throughout the country. We have also strategically set up distribution centers around the US, which will stock all of our equipment and filtration systems. These facilities are located in Texas, New Jersey, Florida and California.

Customers can speak directly to our service team who will coordinate parts and dispatch service agents when needed. Our team will get your problem solved in a timely manner to get the customer back up and running.

Our commitment to the US marketplace has also brought new models. We have our new 22" series machines along with the bins and dispensers. We also have a new cart transport system that is offered in a single and a double cart unit. ITV will continue to expand our line to get the units our customers demand.



# Table of contents

---

<b>TERMS &amp; CONDITIONS</b> .....	<b>8</b>
<b>WARRANTY</b> .....	<b>8</b>
<b>SERVICE &amp; SUPPORT</b> .....	<b>8</b>
<b>SPIKACUBERS</b> .....	<b>9</b>
Undercounter.....	11
Modular.....	12
Remote.....	13
Remote condensers.....	14
<b>DELTA MAX CUBERS</b> .....	<b>15</b>
Delta Max Gourmet Cubers.....	15
<b>IQN</b> .....	<b>18</b>
IQ NUGGETS.....	18
<b>IQ FLAKERS</b> .....	<b>20</b>
IQF.....	22
Flaker with built-in bin.....	23
Modular.....	24
Split.....	25
<b>STORAGE BINS</b> .....	<b>26</b>
Slope Front Bins.....	27
Ice Bagger.....	27
Ice Transport Systems - Single Cart.....	28
Ice Transport Systems - Double Cart.....	29
Storage bins and ice machines combinations.....	30
<b>HOTEL DISPENSERS</b> .....	<b>31</b>
<b>WATER FILTRATION &amp; CLEANING</b> .....	<b>32</b>
Water filters and replacement cartridges.....	32
Scale cleaner.....	32
<b>INSTALLATION GUIDELINES</b> .....	<b>33</b>
<b>ICE USAGE GUIDE</b> .....	<b>33</b>
<b>ITV AND THE ENVIROMENT</b> .....	<b>34</b>

# Terms & Conditions

- Dimensions do not include adjustable legs from 4" (10.2 cm.) to 6" (15.2 cm.) DELTA MAX, IQ & SLOPE FRONT BIN series only, and from 6" (15.2 cm.) to 6.5" (16.5 cm.) ICE & WATER DISPENSERS and SPIKA series only.
- Freight is F.O.B. nearest ITV warehouse with available product.
- Shipping fee may apply for drop ship orders. Orders requiring special needs, i.e. Lift gate, etc., will be extra.
- All deliveries that have been signed for will be the responsibility of the customer to file claims. Please inspect all deliveries for damage before signing. If unit is damaged refuse delivery and notify ITV. Concealed damage must be reported to itv within 72 hours.
- Terms of sale are subject to ITV Ice Makers, Inc. credit approval.
- We require the installation of a water filtration kit or "whole house" water filtration system to ensure warranty coverage. Maintenance issues resulting in hindering the proper function of the equipment will be the responsibility of the end-user.
- RMA must be issued for returned machines. Returns are subject to 20% restock fee plus return freight.

**3 YEARS  
WARRANTY  
PARTS & LABOR**

#### **SPIKA & DELTA MAX CUBE SERIES**

3 Years Parts & Labor on entire machine.

5 Years Parts & Labor on Evaporator.

5 Years Parts on Compressor

#### **IQ FLAKE/NUGGET SERIES**

3 Years parts & labor

5 Years parts on compressor

5 Years on Auger.

#### **ICE STORAGE BINS**

3 Years parts & labor.

#### **HOTEL ICE & WATER DISPENSERS**

3 Years parts & labor.

#### **RESIDENTIAL WARRANTY**

All series 90 days parts & labor.



# ITV Service and Support

ITV commits to making the highest quality ice machine in the industry. If you do have a service issue, we pride ourselves on after-sales support. Our service department is trained to deal with any aspect of repair based on the end user's situation. ITV's extensive service network of authorized service agents reaches coast to coast to meet the needs of the clients.

Customers can talk with our knowledgeable staff to get the problem resolved quickly. Parts are readily available for delivery anywhere throughout the US. This allows us to get your unit back up and running fast and done the first time.

Feel free to contact us at:



888 - 488 - 1423



service@itvice.com



# SPIKA Cubers



SPIKA Series offers the "Classic American" style of ice available in full and half dice shaped cubes, that will meet the most stringent demands of the food service industry.

A new revolutionary system for water distribution, patented by ITV, allows water to "cascade" over the entire evaporator, allowing SPIKA cubes to take form perfectly.

The Vertical Plate Evaporator, specially designed by ITV's engineers, is much more energy efficient than others, resulting in lower operating cost and greater savings, while maintaining the utmost environmental friendliness.

Beverages are chilled in a very short time while not affecting the taste. The SPIKA Series meets the most demanding requirements with fast ice production.



Vertical Plate Evaporator

**3 YEARS  
WARRANTY  
PARTS & LABOR**

## SPIKA SERIES

3 Years Parts & Labor on entire machine.

5 Years Parts & Labor on Evaporator.

5 Years Parts on Compressor




**Half dice**  
1/2" x 1"  
1.25 x 2.5 cm




**Full dice**  
1"x1"  
2.5 x 2.5 cm





# SPIKA Cubers


 **NATURAL REFRIGERANT:** Natural gas r290 with very low global warming potential which also reduces the energy consumption.

 **WATER DISTRIBUTOR:** Increases resistance against scale build up. Easily removable and cleanable.

 **INLET WATER CONNECTION THROUGH EVAPORATOR:** Helps to harvest; precools water; assists energy recovery.


 **EASY ACCESS FOR SERVICE AND INSTALLATION:** Designed to have better access to all components making installation and servicing operations easier.

 **OPERATING LIMITS:** Tropicalized machines (Class T); Suitable for low temperature environments of 41° (5°C) Air and Water and high temperature environments of 109°F (43°C) (Air), 95°F (35°C) (Water).  
Water pressure: Min. 10 psi. (0.7 bar.)/ Max. 85 psi. (6 bar.).  
NOTE: Install a pressure reducer if water inlet pressure is more than 85 psi. (6 bar.).


 **MORE ENERGY EFFICIENT:** Reducing water and electricity consumption.


 **WARRANTY:** 3 Years Parts & Labor on entire machine, 5 Years Parts & Labor on Evaporator, 5 Years Parts on Compressor.


## UNDER-COUNTER SERIES


 **DUAL SWITCH:** External switch allows to turn the machine on/off easily. Removing the top cover, we have the Ice/clean cycle switch on one side of the electrical box.

 **SEAL-LESS PUMP OUTSIDE ICE ZONE**


 **STRONG INOX FRAME. STAINLESS STEEL CONSTRUCTION:** Box-type frame with stainless steel supports, makes the machine stronger and allows servicing operation without disassembling the entire machine.


 **FRONT VENTILATION:** Condensing unit permits 100% front ventilation, air inflow and outflow through the front grill on under counters, thus permitting embedded installation. Airflow is rear intake and exhale on sides.

 **INSULATED STORAGE BIN:** Storage bin with polyurethane foam insulation gives higher rigidity with lower heat transmission. Insulated but not refrigerated bins.


 **ELECTRICAL SPECIFICATIONS:** 115V/60Hz./1 - Fuse Size 15 - Nema Plug Type 5-15P.  
\*Also available 208-230V/60Hz. - 220V/50Hz. (Special Order).


## MODULAR SERIES

 **22" WIDE:** Standard width for modular ice makers. Fits standard 22" Beverage Dispenser and all 22" wide Storage Bins.

 **30" WIDE:** Standard width for modular ice makers. Fits standard 30" Beverage Dispenser and all 30" wide Storage Bins.

 **ELECTRICAL SPECIFICATIONS:** MS 500–115V/60Hz/1–Plug 5-15P. \*Also available 208-230V/60Hz–220V/50Hz. (Special Order) MS 1000–208-230V/60Hz/1–Plug 6-15P. Also available three phase.

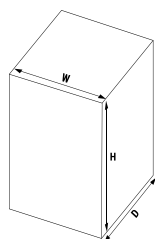
 **HEAVY DUTY CONSTRUCTION:** Stainless Steel construction with plastic top cover and grill.

 **DUAL SWITCH:** A rear switch allows turning the machine on/off easily. Remove the front cover for access to the ice/cleaning cycle switch.

# SPIKA Under-counter

**Half dice**  
1/2" x 1"  
1.25 x 2.5 cm

**Full dice**  
1"x1"  
2.5 x 2.5 cm



SPIKA NG 130			SPIKA NG 160			SPIKA NG 230			SPIKA NG 360		
W	D	H	W	D	H	W	D	H	W	D	H
21.07"	23.43"	31.07"	21.07"	23.43"	31.07"	26"	27.56"	32.76"	30"	30"	32.76"
53.5 cm	59.5 cm	78.9 cm	53.5 cm	59.5 cm	78.9 cm	66 cm	70 cm	83.2 cm	76.2 cm	76.2 cm	83.2 cm

\*Dimensions do not include adjustable legs from 6" (15.2 cm.) to 6.5" (16.5 cm.)

ITEM #	COND. UNIT	CUBE STYLE	DAILY PRODUCTION LBS./KG 70°F - 50°F   90°F - 70°F 21°C - 10°C   32°C - 21°C		CUBES CYCLE	STORAGE LBS./KG.	WATER USAGE GAL./100LBS. / L./HR. 90°F - 70°F	VOLTAGE	KWH/100LBS. - AMPS.	NET WEIGHT. LBS./KG.	SPEC SHEET
--------	------------	------------	---	--	-------------	---------------------	---	---------	------------------------	-------------------------	------------

## NG 130

NG 130 A1H	17042U	A	HALF	139/63	112/51	150	44.1/20	1.24/4.7	115V/60Hz/1	7.55-5.45	106/48	
NG 130 A1F	18042U	A	FULL	134/61	101/46	75	44.1/20	1.24/4.7	115V/60Hz/1	8.7-5.5	106/48	

A = Air, W= Water Use Item # number when ordering

Shipping Weight: 123.5 Lbs. (56 Kg.)

## NG 160

NG 160 A1H	17064U	A	HALF	152/69	128/58	150	44.1/20	1.37/5.2	115V/60Hz/1	6.78-5.2	106/48	
NG 160 A1F	18064U	A	FULL	159/72	117/53	75	44.1/20	1.37/5.2	115V/60Hz/1	7.28-5.2	106/48	

A = Air, W= Water Use Item # number when ordering

Shipping Weight: 123.5 Lbs. (56 Kg.)

## NG 230

NG 230 A1H	17094U	A	HALF	231/105	176/80	240	77/35	2.56/9.7	115V/60Hz/1	5.28-5.2	141.10/64	
NG 230 A1F	18094U	A	FULL	223/101	157/71	120	77/35	2.56/9.7	115V/60Hz/1	5.96-5.2	141.10/64	

A = Air, W= Water Use Item # number when ordering

Shipping Weight: 167.55 Lbs. (76 Kg.)

## NG 360

NG 360 A1H	17144U	A	HALF	342/155	293/133	288	99/45	3.04/11.5	115V/60Hz/1	6.10-8.9	163.14/74	
NG 360 A1F	18144U	A	FULL	340/154	273/124	144	99/45	3.04/11.5	115V/60Hz/1	6.37-8.9	163.14/74	

A = Air, W= Water Use Item # number when ordering

Shipping Weight: 187.40 Lbs. (85 Kg.)

## OPTIONAL

ONE FOOT PAD	ITEM #4144
ONE BLACK FLOOR FLANGED LEG	ITEM #34888
ONE INOX FLOOR FLANGED LEG	ITEM #34889



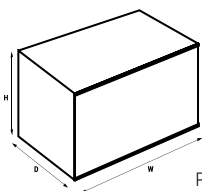
# SPIKA Modular



**Half dice**  
1/2" x 1"  
1.25 x 2.5 cm



**Full dice**  
1"x1"  
2.5 x 2.5 cm



SPIKA MS 400-22			SPIKA MS 500			SPIKA MS 700-22			SPIKA MS 1000		
W	D	H	W	D	H	W	D	H	W	D	H
22"	24.41"	25.95"	29.92"	24.41"	19.69"	22"	24.41"	25.95"	29.92"	24.41"	29.92"
55.9 cm	62 cm	65.9 cm	76 cm	62 cm	50 cm	55.9 cm	62 cm	65.9 cm	76 cm	62 cm	76 cm

Please, refer to the bin's section to ascertain information as to the correct bin for your ice maker. \*Water cooled units available special order only. \*Special order only.

ITEM #	COND. UNIT	CUBE STYLE	DAILY PRODUCTION LBS./ KG 70°F - 50°F   90°F - 70°F 21°C - 10°C   32°C - 21°C	CUBES CYCLE	WATER USAGE GAL./100LBS. / L./HR. 90°F - 70°F	VOLTAGE	KWH/100 LBS. - AMPS.	NET WEIGHT. LBS./ KG.	SPEC SHEET
--------	------------	------------	--	----------------	---	---------	-------------------------	-----------------------------	---------------

## MS 400-22

MS 400-22 A1H	17507U	A	HALF	432/196	351/159	300	2.93/11.1	115V / 60Hz / I	5.90/8.8	143.3/65	
MS 400-22 A1F	18507U	A	FULL	432/196	351/159	150	2.93/11.1	115V / 60Hz / I	5.90/8.8	143.3/65	

A = Air, W = Water Use Item # number when ordering

Shipping Weight: 180.78 Lbs. (82 Kg.)

## MS 500

MS 500 A1H	17204U	A	HALF	480/218	333/153	400	3.27/12.4	115V/60Hz/1	5.25/8.80	187/85	
MS 500 W1H*	17205	W	HALF	461/209	410/186	400	-	115V/60Hz/1	4.91/14.50	187/85	
MS 500 A1F	18204U	A	FULL	480/218	333/153	200	3.27/12.4	115V/60Hz/1	5.25/8.80	187/85	
MS 500 W1F*	18205	W	FULL	461/209	400/182	200	-	115V/60Hz/1	4.73/14.50	187/85	

A = Air, W = Water Use Item # number when ordering

Shipping Weight: 209.44 Lbs. (95 Kg.)

## MS 700-22

MS 700-22 A1H	17504	A	HALF	668/303	553/251	480	4.5/17	115V/60Hz/1	6.73/14.50	155.21/70.4	
MS 700-22 W1H*	17505	W	HALF	-	-	240	-	115V/60Hz/1	4.91/14.50	155.21/70.4	
MS 700-22 A1F	18504	A	FULL	676/307	527/239	480	4.5/17	115V/60Hz/1	6.48/14.50	155.21/70.4	
MS 700-22 W1F*	18505	W	FULL	-	-	240	-	115V/60Hz/1	4.73/14.50	155.21/70.4	
MS 700-22 A2H*	17508	A	HALF	668/303	553/251	480	4.5/17	208-230V/60Hz/1	6.70/9.00	155.21/70.4	
MS 700-22 W2H*	-	W	HALF	-	-	240	-	208-230V/60Hz/1	4.90/9.00	155.21/70.4	
MS 700-22 A2F*	18502	A	FULL	676/307	527/239	480	4.5/17	208-230V/60Hz/1	6.50/9.00	155.21/70.4	
MS 700-22 W2F*	18503	W	FULL	-	-	240	-	208-230V/60Hz/1	4.70/9.00	155.21/70.4	

A = Air, W = Water Use Item # number when ordering

Shipping Weight: 180.78 Lbs. (82 Kg.)

## MS 1000

MS 1000 A2H	17402	A	HALF	970/440	730/331	800	5.12/19.4	208-230V/60Hz/1	5.34/10.00	232/105	
MS 1000 W2H*	17403	W	HALF	974/442	915/415	800	-	208-230V/60Hz/1	3.90/10.00	232/105	
MS 1000 A2F	18402	A	FULL	970/440	730/331	400	5.12/19.4	208-230V/60Hz/1	5.40/10.00	232/105	
MS 1000 W2F*	18403	W	FULL	974/442	915/415	400	-	208-230V/60Hz/1	3.94/10.00	232/105	

A = Air, W = Water Use Item # number when ordering

Shipping Weight: 277.79 Lbs. (126 Kg.)

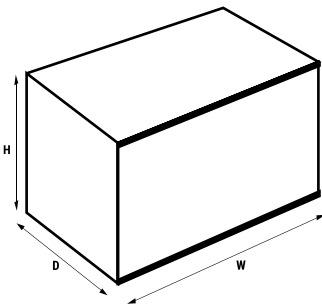
# SPIKA Remote



**Half dice**  
1/2" x 1"  
1.25 x 2.5 cm



**Full dice**  
1" x 1"  
2.5 x 2.5 cm



SPIKA MS 500-R		
W	D	H
29.93"	24.41"	19.69"
76 cm	62 cm	50 cm



SPIKA MS 1000-R		
W	D	H
29.93"	24.41"	29.93"
76 cm	62 cm	76 cm

Please, refer to the bin's section to ascertain information as to the correct bin for your ice maker.

ITEM #	COND. UNIT	CUBE STYLE	DAILY PRODUCTION LBS./ KG 70°F - 50°F   90°F - 70°F 21°C - 10°C   32°C - 21°C		CUBES CYCLE	WATER USAGE GAL./100LBS. / L./HR. 90°F-70°F   70°F - 50°F		VOLTAGE	AMPS. A	NET WEIGHT. LBS./ KG.	SPEC SHEET
--------	------------	------------	--	--	-------------	---	--	---------	------------	--------------------------	------------

## MS 500R REMOTE / Split System

MS 500 A1HR	17214	A	HALF	441/200	440/199	400	2.9/10.8	115V/60Hz/1	10	165/75	
MS 500 A1FR	18214	A	FULL	441/200	431/196	200	2.7/10.4	115V/60Hz/1	10	165/75	

Use Item # number when ordering

Shipping Weight: 209 Lbs. (95 Kg.)

## MS 1000R REMOTE / Split System

MS 1000 A2HR	17414	A	HALF	941/426	941/427	800	5.4/20.3	208-230V/60Hz/1	7.6	247/112	
MS 1000 A2FR	18414	A	FULL	941/426	930/422	400	5.3/20.0	208-230V/60Hz/1	7.6	247/112	

Use Item # number when ordering

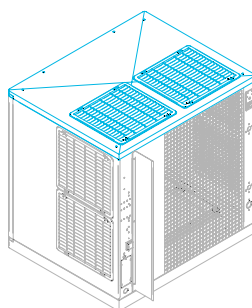
Shipping Weight: 282 Lbs. (128 Kg.)

## COMBINATION SPIKA + REMOTE CONDENSER

	RC5	RC10
SPIKA MS 500	◆	
SPIKA MS 1000		◆

## OPTIONAL

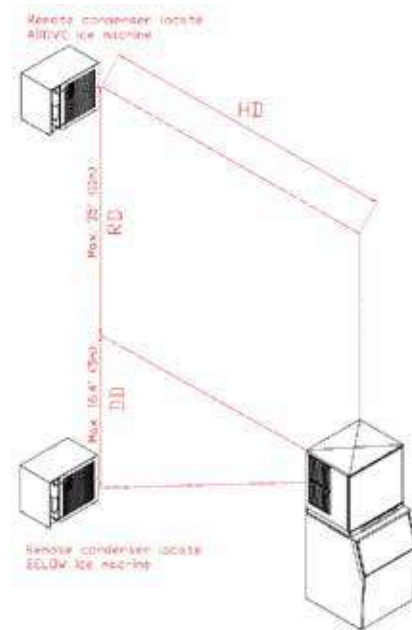
TOP VENT KIT	MS 30"	32943K
	MS 22"	33856



# REMOTE CONDENSERS



- Removes Heat from the Ice Making Area
- More Efficient Ice Making Operation



ITEM #	AMBIENT TEMPERATURE OPERATION RANGE (°F)	COOLING POWER (W) INC. TEMP. 15°C	VOLT / HZ / PH	AMPS. A	AIR FLOW m3/h	DIMENSIONS (Inch./cm.)			NET WEIGHT. LBS./ KG.
						WIDTH	DEPTH	HEIGHT	

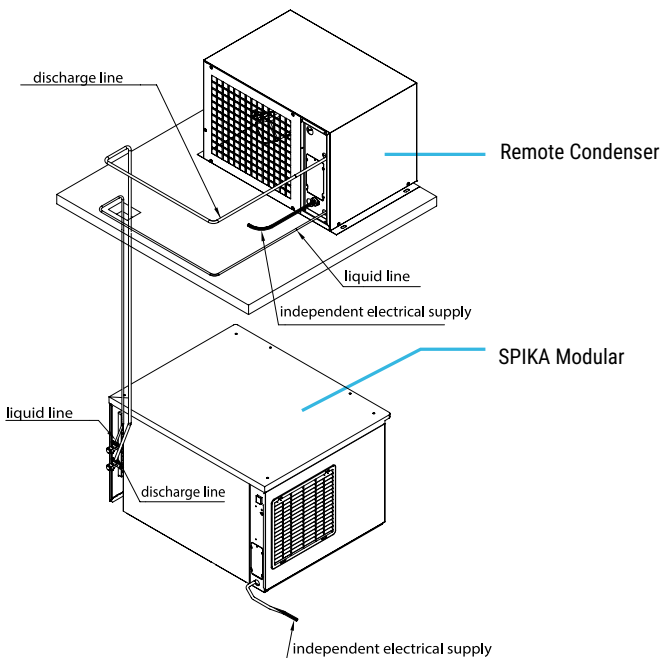
## REMOTE CONDENSER

RC5	17215	-20 - 120	4600	115/60/1	1.5	1100	26.8/68.1	16.8/42.7	16.4/41.7	55/25
RC10	17415	-20 - 120	9400	230/60/1	1	3000	29.4/74.6	16.8/42.7	22.3/56.6	88/40

Use Item # number when ordering

Shipping Weight RC5: 95 Lbs. (43 Kg.)

Shipping Weight RC10: 123 Lbs. (56 Kg.)



#ITEM	PRE-CHARGED LINE
31061	KIT LINE SET <b>MS500R</b> 20 ft
31064	KIT LINE SET <b>MS500R</b> 35 ft
31065	KIT LINE SET <b>MS500R</b> 50 ft
31066	KIT LINE SET <b>MS1000R</b> 20 ft
31067	KIT LINE SET <b>MS1000R</b> 35 ft
31068	KIT LINE SET <b>MS1000R</b> 50 ft

# DELTA MAX



**Delta Max machines produce a large, crystal clear and gourmet cube, with a more modern truncated conical design that allows us to differentiate from the more classic "European" ice cubes.**

These great ice cubes will offer a great option to savor your drinks, because they take longer to melt with its nonconventional larger shapes. They are the most desired ice cubes for hospitality professionals, mixologists and upscale minded consumers, ideal for the most discriminating in tastes for soft drinks and spirits.

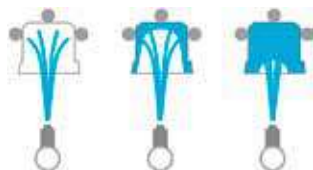
The Delta range incorporates the new R290 gas cooling system, which improves machine efficiency and makes them more sustainable.

ITV's patented "Spray Bar Nozzles" with Horizontal Evaporator Plate design, force water to be sprayed up under pressure, avoiding trapped gases, and not allowing calcareous build-up. You achieve the most perfect, individual, transparent and crystal-clear ice cubes.

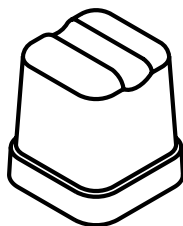
Delta Series are specially designed for small-space applications, such as bars, guest room floors, refreshment break areas, etc. You also save space, thanks to a front ventilation system, with easy accessibility for cleaning and servicing.



Horizontal Spray Bar Evaporator



Horizontal Spray Bar Evaporator



**Delta cube**  
1.57" x 1.73"  
4 x 4.4 cm

**3 YEARS**  
**WARRANTY**  
**PARTS & LABOR**

## **DELTA MAX CUBE SERIES**

**3 Years Parts & Labor on entire machine.**

**5 Years Parts & Labor on Evaporator.**

**5 Years Parts on Compressor**



# DELTA MAX

---



**NATURAL REFRIGERANT:** Natural gas R290 with very low global warming potential which also reduces the energy consumption.



**SPRAY SYSTEM (NOZZLES):** The spray nozzle, patented by ITV, does not allow calcareous scale build-up and produces solid, individual, transparent ice cubes which take longer to melt.



**DYNAMIC PRODUCTION:** The water is constantly circulating and the ice gradually forms in thin layers, avoiding trapped gasses and producing crystal clear ice cubes. Only the purest of ice cubes are produced.



**SILENT RAIN:** All parts in contact with water have been designed to minimize their friction resulting in a very low noise level.



**DUAL SWITCH:** External switch allows turning the machine on/off easily. Removing the top cover, we have the ice/ clean cycle switch on one side of the electrical box.



**STRONG INOX FRAME. STAINLESS STEEL CONSTRUCTION:** Box-type frame with stainless steel supports, makes the machine stronger and allows servicing operation without disassembling the entire machine.



**EASY ACCESS FOR SERVICE AND INSTALLATION:** Designed to have better access to all components making installation and servicing operations easier. One person can disassemble the entire machine with a basic screwdriver.



**FRONT VENTILATION:** Condensing unit permits 100% front ventilation, air inflow and outflow through the front grill.



**INSULATED STORAGE BIN:** Storage bin with polyurethane foam insulation gives higher rigidity with lower heat transmission. Isolated but not refrigerated bins. Heavy duty door promotes longer ice storages, reducing melting.



**OPERATING LIMITS:** Tropicalized machines (Class T); Suitable for low temperature environments of 41° (5°C) Air and Water and high temperature environments of 109°F (43°C) (Air), 95°F (35°C) (Water) Water pressure: Min. 10 psi. (0.7 bar.)/ Max. 85 psi. (6 bar.). NOTE: Install a pressure reducer if water inlet pressure is more than 85 psi. (6 bar.).




**ELECTRICAL SPECIFICATIONS:** 115V/60Hz./1 - Fuse Size 15-20 - Nema Plug Type 5-15P.



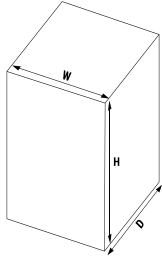
**WARRANTY:** 3 Years Parts & Labor on entire machine, 5 Years Parts & Labor on Evaporator, 5 Years Parts on Compressor.



# DELTA MAX



**Delta cube**  
1.57" x 1.73"  
4 x 4.4 cm




DELTA NG 80			DELTA NG 120			DELTA NG 150		
W	D	H	W	D	H	W	D	H
15.95"	20.28"	29.30"	18.31"	23.43"	31.06"	21.06"	23.43"	31.06"
40.5 cm	51.5 cm	74.4 cm	46.5 cm	59.5 cm	78.9 cm	53.5 cm	59.5 cm	78.9 cm

\* Dimensions do not include adjustable legs from 4" (10.2 cm.) to 6" (15.2 cm.)

ITEM #	COND. UNIT	DAILY PRODUCTION LBS./ KG 70°F - 50°F   90°F - 70°F 20°C - 10°C   32°C - 21°C	CUBES CYCLE	STORAGE LBS./ KG.	WATER USAGE GAL./100LBS. / L./HR 90°F - 70°F	VOLTAGE	AMPS. A	NET WEIGHT. LBS./ KG.	SPEC SHEET
--------	------------	--	----------------	----------------------	--	---------	------------	-----------------------------	---------------

## DELTA NG 80

DELTA 80 A	14034U	A	77/35	64/29	18	33/15	1.05/4	115V/60Hz/1	10	84/38.11	
------------	--------	---	-------	-------	----	-------	--------	-------------	----	----------	---

A = Air, W = Water

Use Item # number when ordering

Shipping Weight: 101 Lbs. (46 Kg.)

## DELTA NG 120


DELTA 120 A	14044U	A	108/49	95/43	24	44/20	2.64/10	115V/60Hz/1	10	99/45	
-------------	--------	---	--------	-------	----	-------	---------	-------------	----	-------	---

A = Air, W = Water

Use Item # number when ordering

Shipping Weight: 123 Lbs. (56 Kg.)

## DELTA NG 150

DELTA 150 A	14054U	A	143/65	130/59	36	55/25	3.25/ 12.3	115V/60Hz/1	10	114/51.71	
-------------	--------	---	--------	--------	----	-------	------------	-------------	----	-----------	---

A = Air, W = Water

Use Item # number when ordering

Shipping Weight: 149 Lbs. (68 Kg.)

## OPTIONAL

ONE BLACK FLOOR FLANGED LEG	ITEM #34888
ONE INOX FLOOR FLANGED LEG	ITEM #34889



ITEM #34888



ITEM #34889

# IQ Nuggets



Ice Queen N machines produce ice nuggets, perfect for blends, as it gently mixes the flavors of the drink without watering it down.

Its **90%** hardness makes us stand out in the market. Thanks to its compact texture, drinks stay cold for longer. The main characteristic is its unique shape, halfway between an ice cube and crushed ice, uniformly cut. Additionally, it is easily dispensable, does not stick together, and comes out loose, making it the perfect choice for any beverage.

The Ice Queen N range has a high efficiency evaporator, reducing the energy consumption while obtaining a greater production of ice. It also has a self diagnosis system with signaling LEDs to indicate the operation of the machine and alert to possible faults in order to be able to respond as quickly as possible. The body is made of stainless steel and has an on /off button for user convenience.

This is the new trend in hospitality. Crunchy ice that does not detract from the drink and that can be enjoyed in any leisure environment, as well as in the most select places.

**3 YEARS  
WARRANTY  
PARTS & LABOR**

## IQ FLAKE/NUGGET SERIES

**3 Years parts & labor**

**5 Years parts on compressor**

**5 Years on Auger.**



**STRONG MECHANICS:** ITV's unique mechanical design is simple, strong and reliable. It will provide a longer life to your flaker, and shorten service times and costs; features oversized gearbox.



**SECURITY CONTROLS:** The machine is protected to avoid failures caused by gearbox motor temperature, water level, or ice level, includes a defrost time delay.



**EASY ACCESS FOR SERVICE AND INSTALLATION:** Designed to have better access to all components making installation and servicing operations easier. One person can disassemble the entire machine with a basic screwdriver.



**OPERATING LIMITS:** Tropicalized machines (Class T); Suitable for low temperature environments of 41° (5°C) Air and Water and high temperature environments of 109°F (43°C) (Air), 95°F (35°C) (Water) Water pressure: Min. 10 psi. (0.7 bar.)/ Max. 85 psi. (6 bar.)

NOTE: Install a pressure reducer if water inlet pressure is more than 85 psi. (6 bar.).



**WARRANTY:** 3 Years parts & labor, 5 Years parts on compressor, 5 Years on Auger.



**HEALTHCARE & RESEARCH:** Hospitals, Laboratories, Universities.



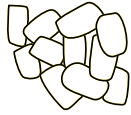
**SPORTS:** Football, Basketball, Baseball, Athletics, Swimming, Soccer, Track & Field, Gymnastics, Traumas, Pre and Post Training, Spas, Sports Medical Facilities. Rest + Ice + Compression + Elevation = First Aid Method.



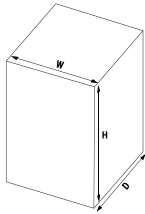
**DRINKS:** Soft drinks, Smoothies.



# IQ Nuggets



Nugget Type Ice



IQN 700 R290			IQN 900			IQN 1200		
W	D	H	W	D	H	W	D	H
22"	24.49"	28.03"	22"	24.49"	28.03"	22"	24.49"	28.03"
55.9 cm	62.2 cm	71.2 cm	55.9 cm	62.2 cm	71.2 cm	55.9 cm	62.2 cm	71.2 cm

ITEM #	COND. UNIT	CUBE STYLE	DAILY PRODUCTION LBS. / KG 70°F - 50°F   90°F - 70°F 21°C - 10°C   32°C - 21°C	WATER USAGE GAL. / 100LBS. / L. / HR 90°F - 70°F	VOLTAGE	AMPS.	NET WEIGHT. LBS. / KG.	SPEC SHEET
--------	------------	------------	---	---	---------	-------	---------------------------	------------

## IQN 700 R290

IQN 700 A	10504UN	A	NUGGET	714/324	579/263	3.48/13.2	115V / 60Hz / I	9	185/84
-----------	---------	---	--------	---------	---------	-----------	-----------------	---	--------

A = Air, W = Water Use Item # number when ordering

Shipping Weight: 199 Lbs. (90.1 Kg.)



## IQN 900

IQN 900 A	10502N	A	NUGGET	870/395	705/320	4.17/15.8	115V / 60Hz / I	10.5	214/97
-----------	--------	---	--------	---------	---------	-----------	-----------------	------	--------

A = Air, W = Water Use Item # number when ordering

Shipping Weight: 229.9 Lbs. (104 Kg.)



## IQN 1200

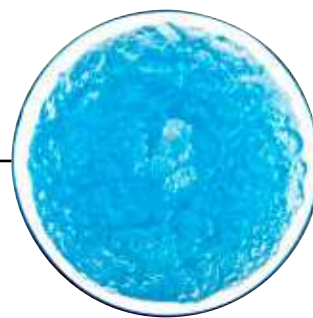
IQN 1200 A	10506N	A	NUGGET	1197/543	895/406	4.5/17	220V / 60Hz / I	8.7	234/106.1
------------	--------	---	--------	----------	---------	--------	-----------------	-----	-----------

A = Air, W = Water Use Item # number when ordering

Shipping Weight: 247 Lbs. (112 Kg.)



# IQ Flakers



IQ Series of Flakers produces “dryer” and more compact ice flakes through its vertical cylindrical evaporator.

Whatever your requirements, you can find the perfect flaker to meet your needs. From 220 lbs. (100 kg.) to 360 lbs. (163 kg.) of daily ice production, under counter models are perfect for sushi displays, cocktail bars, health care facilities, laboratory testing, sport centers or spa applications because of their reduced space requirements.

Modular and Remote units, up to 2,860 lbs. (1298 kg.) of ice production per day are perfect for larger demands of ice such as super-markets, grocery stores, convenience stores, fisheries and marinas.

If the use of your flake ice is for displaying, this is perfect fit for any shape of showcase. If for cocktails or smoothies, you achieve rapidly chilled beverages to enhance the refreshment of your drink.



ITV's Patented Auger

**3 YEARS  
WARRANTY  
PARTS & LABOR**

## IQ FLAKE/NUGGET SERIES

3 Years parts & labor

5 Years parts on compressor

5 Years on Auger.



Dryer Type Ice



# IQ Flakers

---



**STRONG MECHANICS:** ITV's unique mechanical design is simple, strong and reliable. It will provide a longer life to your flaker, and shorten service times and costs; features oversized gearbox.



**SECURITY CONTROLS:** The machine is protected to avoid failures caused by gearbox motor temperature, water level, or ice level, includes a defrost time delay.



**EASY ACCESS FOR SERVICE AND INSTALLATION:** Designed to have better access to all components making installation and servicing operations easier. One person can disassemble the entire machine with a basic screwdriver.



**OPERATING LIMITS:** Tropicalized machines (Class T); Suitable for low temperature environments of 41° (5°C) Air and Water and high temperature environments of 109°F (43°C) (Air), 95°F (35°C) (Water) Water pressure: Min. 10 psi. (0.7 bar.)/ Max. 85 psi. (6 bar.)

NOTE: Install a pressure reducer if water inlet pressure is more than 85 psi. (6 bar.).



**ELECTRICAL SPECIFICATIONS:** General—115V/60Hz./1 - Fuse Size 10-20 - Nema Plug Type 5-15P. Also available 208-230V/60Hz - 220V/50Hz. IQ 900 & IQ 1300—208-230V/60Hz./1. Also available three phase. IQ2700 & Remote Units—208-230V/60Hz./3. (Special order on certain units)



**WARRANTY:** 3 Years parts & labor, 5 Years parts on compressor, 5 Years on Auger.

**FLAKE ICE:** Humidity 50-60%. The best ice for so many applications.



**SEAFOOD:** Supermarkets, Fisheries, Fish Shops, Seafood Restaurants, Boating, Marinas.



**HEALTHCARE & RESEARCH:** Hospitals, Laboratories, Universities.



**SPORTS:** Football, Basketball, Baseball, Athletics, Swimming, Soccer, Track & Field, Gymnastics, Traumas, Pre and Post Training, Spas, Sports Medical Facilities. Rest + Ice + Compression + Elevation = First Aid Method.

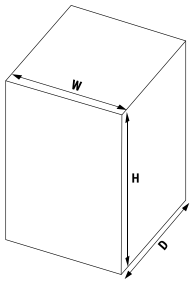


**DRINKS:** Soft drinks, Smoothies.

# IQ F



## Flakes Type Ice



IQF 700 R290			IQF 900			IQN 1200		
W	D	H	W	D	H	W	D	H
22"	24.49"	28.03"	22"	24.49"	28.03"	22"	24.49"	28.03"
55.9 cm	62.2 cm	71.2 cm	55.9 cm	62.2 cm	71.2 cm	55.9 cm	62.2 cm	71.2 cm

ITEM #	COND. UNIT	CUBE STYLE	DAILY PRODUCTION LBS./KG 70°F - 50°F   90°F - 70°F 21°C - 10°C   32°C - 21°C	WATER USAGE GAL./100LBS. / L./HR 90°F - 70°F	VOLTAGE	AMPS.	NET WEIGHT. LBS./KG.	SPEC SHEET
--------	------------	------------	---	---	---------	-------	-------------------------	------------

### IQF 700 R290

IQF 700 A	10504UF	A	FLAKE	770/350	634/288	3.85/14.6	115V / 60Hz / I	9	185/84
-----------	---------	---	-------	---------	---------	-----------	-----------------	---	--------

A = Air, W = Water

Use Item # number when ordering

Shipping Weight: 199 Lbs. (90.1 Kg.)



### IQF 900

IQF 900 A	10502F	A	FLAKE	925/420	749/340	4.33/16.4	115V / 60Hz / I	10.5	214/97
-----------	--------	---	-------	---------	---------	-----------	-----------------	------	--------

A = Air, W = Water

Use Item # number when ordering

Shipping Weight: 229.9 Lbs. (104 Kg.)



### IQF 1200

IQF 1200 A	10506F	A	FLAKE	1197/543	895/406	4.99/18.9	220V / 60Hz / I	8.7	234/106.1
------------	--------	---	-------	----------	---------	-----------	-----------------	-----	-----------

A = Air, W = Water

Use Item # number when ordering

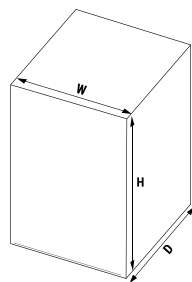
Shipping Weight: 247 Lbs. (112 Kg.)



# IQ Flaker with built-in bin



Dryer Type Ice



IQ 200 C		
W	D	H
18.51"	23.63"	30.71"
47 cm	60 cm	78 cm



IQ 300 C Comprises ice maker head on storage bin (ship in 2 units)

IQ 300 C		
W	D	H
20.48"	21.66"	53.55"
52 cm	55 cm	136 cm

\* Dimensions do not include adjustable legs from 4" (10.2 cm.) to 6" (15.2 cm.)  
 • Water cooled units available special order only.

ITEM #	COND. UNIT	CUBE STYLE	DAILY PRODUCTION LBS./ KG 70°F - 50°F   90°F - 70°F 21°C - 10°C   32°C - 21°C	STORAGE LBS./ KG.	WATER USAGE GAL./100LBS. / L./HR 90°F - 70°F	VOLTAGE	AMPS.	NET WEIGHT. LBS./ KG.	SPEC SHEET
--------	------------	------------	---	-------------------	---	---------	-------	-----------------------	------------

## IQ 200 C

IQ 200 C A	10214	A	FLAKE	220/100	140/64	44/20	11.2/4.2	115V/60Hz/1	5.5	128/58	
IQ 200 C W*	10215	W	FLAKE	225/102	145/66	44/20	4.5/17	115V/60Hz/1	5	128/58	

A = Air, W = Water Use Item # number when ordering

Shipping Weight: 169 Lbs. (77 Kg.)

## IQ 300 C

IQ 300 C A	10104	A	FLAKE	360/163	260/118	132/60	1.8/6.8	115V/60Hz/1	7	165/75	
IQ 300 C W*	10105	W	FLAKE	365/166	265/120	132/60	7.3/27.6	115V/60Hz/1	6.5	165/75	

A = Air, W = Water Use Item # number when ordering

Shipping Weight: 253 Lbs. (115 Kg.)

# IQ Modular



IQ 300			IQ 500			IQ 900			IQ 1300			IQ 2700		
W	D	H	W	D	H	W	D	H	W	D	H	W	D	H
20.47"	21.65"	19.30"	20.47"	21.65"	22.84"	26.77"	21.65"	26.38"	26.38"	21.65"	31.50"	52.76"	24.02"	32.29
52 cm	55 cm	49 cm	52 cm	55 cm	58 cm	68 cm	55 cm	67 cm	67 cm	55 cm	80 cm	134 cm	61 cm	82 cm

• Water cooled units available special order only. Please, refer to the bin's section on pages 22-24, to ascertain information as to the correct bin for your machine.

ITEM #	COND. UNIT	CUBE STYLE	DAILY PRODUCTION LBS./KG 70°F - 50°F   90°F - 70°F 21°C - 10°C   32°C - 21°C	WATER USAGE GAL./100LBS. / L./HR 90°F - 70°F	VOLTAGE	AMPS.	NET WEIGHT. LBS./KG.	SPEC SHEET
--------	------------	------------	---	---	---------	-------	-------------------------	------------

## IQ 300

IQ 300 A	10114	A	FLAKE	360/163	260/118	1.8/6.8	115V/60Hz/1	7	108/49	
IQ 300 W•	10115	W	FLAKE	365/166	265/120	-	115V/60Hz/1	6.5	108/49	

A = Air, W = Water Use Item # number when ordering

Shipping Weight: 156 Lbs. (71 Kg.)

## IQ 500

IQ 500 A	10124	A	FLAKE	675/306	485/220	3.4/12.8	115V/60Hz/1	9	115/52	
IQ 500 W•	10125	W	FLAKE	685/311	495/225	-	115V/60Hz/1	8.5	115/52	

A = Air, W = Water Use Item # number when ordering

Shipping Weight: 156 Lbs. (71 Kg.)

## IQ 900

IQ 900 A	10132	A	FLAKE	980/445	710/322	4.9/18.5	208-230V/60Hz/1	9.5	181/82	
IQ 900 W•	10133	W	FLAKE	1005/456	730/331	20.1/76.1	208-230V/60Hz/1	9	181/82	
IQ 900 A III	10142	A	FLAKE	980/445	710/322	4.9/18.5	208-230V/60Hz/3	6	181/82	
IQ 900 W III•	10143	W	FLAKE	1005/456	730/331	20.1/76.1	208-230V/60Hz/3	5.5	181/82	

A = Air, W = Water Use Item # number when ordering

Shipping Weight: 286 Lbs. (130 Kg.)

## IQ 1300

IQ 1300 A	10154	A	FLAKE	1430/649	1030/467	7.1/27	208-230V/60Hz/1	12.5	231/105	
IQ 1300 W•	10155	W	FLAKE	1450/658	1050/476	-	208-230V/60Hz/1	11.5	231/105	
IQ 1300 A III	10162	A	FLAKE	1430/649	1030/467	7.1/27	208-230V/60Hz/3	7.5	231/105	
IQ 1300 W III•	10163	W	FLAKE	1450/658	1050/476	-	208-230V/60Hz/3	7	231/105	

A = Air, W = Water Use Item # number when ordering

Shipping Weight: 322 Lbs. (146 Kg.)

## IQ 2700

IQ 2700 A	10172	A	FLAKE	2860/1298	2060/935	14.3/54.1	208-230V/60Hz/3	15	463/210	
IQ 2700 W•	10173	W	FLAKE	2900/1316	2100/953	-	208-230V/60Hz/3	14	463/210	

A = Air, W = Water Use Item # number when ordering

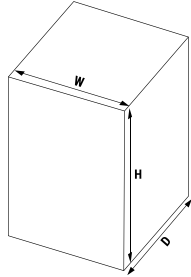
Shipping Weight: 608 Lbs. (276 Kg.)



# IQ Split / Low Side Remote



Dryer Type Ice



IQ 1300 R		
W	D	H
20.87"	16.14"	32.29"
53 cm	41 cm	82 cm



IQ 2700 R		
W	D	H
31.10"	20.08"	32.29"
79 cm	51 cm	82 cm

Refrigerant R-404. Remote Cooled units are only composed of the evaporator, compressor and condenser not included.

ITEM #	COND. UNIT	ICE FORM	DAILY PRODUCTION LBS./ KG 70°F - 50°F   90°F - 70°F 21°C - 10°C   32°C - 21°C	WATER USAGE GAL./100LBS. / L./HR 90°F - 70°F	COOL.REQ. WATTS. / BTU/HR.	VOLTAGE	AMPS.	NET WEIGHT. LBS./ KG.	SPEC SHEET
--------	------------	----------	---	---	----------------------------	---------	-------	-----------------------	------------

## IQ 1300 R

IQ 1300 R	10181	REMOTE	FLAKE	1430/649	1030/467	7.1/27	3000/10245	208-230V/60Hz/3	2.5	154/70
-----------	-------	--------	-------	----------	----------	--------	------------	-----------------	-----	--------

A = Air, W = Water Use Item # number when ordering

Shipping Weight: 236 Lbs. (107 Kg.)



## IQ 2700 R

IQ 2700 R	10194	REMOTE	FLAKE	2860/1298	2060/935	14.3/54.1	6000/20490	208-230V/60Hz/3	5	308/140
-----------	-------	--------	-------	-----------	----------	-----------	------------	-----------------	---	---------

A = Air, W = Water Use Item # number when ordering

Shipping Weight: 368 Lbs. (167 Kg.)



SEAFOOD DISPLAY



SUSHI DISPLAY




COCKTAIL BARS



HEALTHCARE & TRAUMA CENTER

# STORAGE BINS



In order to complement your ice production needs. ITV has the right selection of ice storage bins for your modular and remote unit requirements.

Bins are ideal for storing ice where and when you need it; isolated, but not refrigerated, ITV's ice storage bins will provide you always fresh ice, because of the heavy duty sealed door and a low drain, through which melted water exits.

With heavy duty stainless steel construction, non-corroding polyethylene lined walls, and gravity loading ice, ITV's bins are stronger, more durable, and the right choice to meet your ice storage needs. Our bins have a one piece high impact resistant rotocast liner, with no corners, easy to clean and maintain.

The body of the slope front bins models are made of Stainless Steel construction and they include a custom cut, top-fixed adapter plate, for the specific size of any ITV machine, with four stainless steel adjustable legs, and one ice scoop.

**3 YEARS  
WARRANTY  
PARTS & LABOR**



SPIKA & IQ ice machines sold separately.



# SLOPE FRONT BINS



S-300			S-400-22			S-500			S-750			S-900			S-1050		
W	D	H	W	D	H	W	D	H	W	D	H	W	D	H	W	D	H
29.92"	32.25"	29.41"	22"	34.33"	44.17"	30"	32.29"	42.17"	42.13"	32.29"	42.17"	48.03"	32.29"	42.17"	52.01"	34.33"	44.17"
76 cm	81.9 cm	74.7 cm	55.9 cm	87.2 cm	112.2 cm	76.2 cm	82 cm	107.1 cm	107 cm	82 cm	107.1 cm	122 cm	82 cm	107.1 cm	132.1 cm	87.2 cm	112.2 cm

\* Dimensions do not include adjustable legs from 6" (15.2 cm.) to 6.5" (16.2 cm.)

\*Slope front bins include adapter plates suited for 30" wide machines. Please refer to the chart below for alternate adapter plate part numbers.

ITEM #	STORAGE CAPACITY		NET WEIGHT LBS./ KG.	SHIPPING WEIGHT LBS./ KG.	SPEC SHEET	
	**AHRI LBS./ KG.	APPLICATION LBS./ KG.				
<b>ICE STORAGE BIN SERIES</b>						
S-300	19570	282/128	353/160	103/47	117/53	
S-400-22	19560	320/145	400/181	119/54	145/66	
S-500	19500	408/185	510/231	123/56	185/84	
S-750	19510	594/269	742/337	152/69	233/106	
S-900	19520	686/311	858/389	165/75	249/113	
S-1050	19531	838.4/380	1,048/475	207/94	300/136	
ICE BAGGER	32178	8.8/4 per bag		12.9/5.85	15.4/7	

\*\*AHRI storage capacity represents the 80% of total volume x 30 Lbs./ft3 average density of ice.

## OPTIONAL

ONE BLACK FLOOR FLANGED LEG	ITEM #34888
ONE INOX FLOOR FLANGED LEG	ITEM #34889



# ICE TRANSPORT SYSTEM - Single Cart



6 Buckets  
Buckets sold separately

SCS-350			SCS-700		
W	D	H	W	D	H
30"	40"	51.97"	30"	40"	73.23"
76.2 cm	101.6 cm	132 cm	76.2 cm	101.6 cm	186 cm

**\* Ice Storage Bin includes IQ style adaptor plate.**  
Please, specify if cuber style (SPIKA) adaptor plate is required, when ordering. (Listed below).

EC-250		
W	D	H
24.49"	41.50"	28.43"
62.2 cm	105.4 cm	72.2 cm

ITEM #	STORAGE CAPACITY		NET WEIGHT LBS./ KG.	SHIPPING WEIGHT LBS./ KG.	SPEC SHEET
	**AHRI LBS./ KG.	APPLICATION LBS./ KG.			
<b>ICE STORAGE BIN WITH CARTS SERIES</b>					
SCS-350	19660	242.5/110	308.6/140	165/75	181/82
SCS-700	19655	533/240	661.4/300	209/95	225/102

\*\*AHRI storage capacity represents the 80% of total volume x 30 Lbs./ft3 average density of ice\*\*Based on "Ice Managed" full Bin.  
\*\* Based on "Ice Managed" full Bin.

## CART & BUCKETS SYSTEM

EASY CART EC-250	19551	197/88.8	247/111	77/35	106/4
SET OF 6 BUCKETS	30501	123.2/56	154/70	-	-

- Stainless steel body with galvanized back and bottom.
- Hard sanitary polyethylene liner, resistant to blows, friction or scratches.
- EASY CLEANING DESIGN: Seamless one-piece vat with rounded corners, keeping all points clean.
- The paddle is included to manage the ice easily. Drainage system which collects and channels the water from the drainpipe of the carts cleanly and without pools.
- EASY CART is made of sanitary polyethylene without roughness to facilitate cleaning.
- EASY CART is ergonomic and easy to move with little effort.
- EASY CART has a braking, drainage system and cover.
- Optional buckets system is for distributing ice quickly and effortlessly.
- Warranty: 36 months parts and labor.



Paddle is included

# ICE TRANSPORT SYSTEM - Double Cart






6 Buckets  
Buckets sold separately

SCD-900			SCD-1400			SCD-1800			EC-250		
W	D	H	W	D	H	W	D	H	W	D	H
60"	40"	59.84"	60"	40"	71.65"	60"	40"	82.05"	24.49"	41.50"	28.43"
152.4 cm	101.6 cm	152 cm	152.4 cm	101.6 cm	182 cm	152.4 cm	101.6 cm	208.4 cm	62.2 cm	105.4 cm	72.2 cm

**\*Ice Storage Bin includes IQ style adaptor plate.** Please, specify if cuber style (SPIKA) adaptor plate is required, when ordering. (Listed below).

ITEM #	STORAGE CAPACITY		NET WEIGHT LBS./ KG.	SHIPPING WEIGHT LBS./ KG.	SPEC SHEET
	**AHRI LBS./ KG.	APPLICATION LBS./ KG.			

## ICE STORAGE BIN WITH CARTS SERIES

SCD-900	19702	728/330	911/413	381/140	538/235	
SCD-1400	19703	1,089/494	1,360/617	353/160	562/255	
SCD-1800	19701	1,433/650	1,790/812	386/175	608/276	

\*\*AHRI storage capacity represents the 80% of total volume x 30 Lbs./ft3 average density of ice\*\*Based on "Ice Managed" full Bin.

\*\* Based on "Ice Managed" full Bin.

## CART & BUCKETS SYSTEM

EASY CART EC-250	19551	197/88.8	247/111	77/35	106/4
SET OF 6 BUCKETS	30501	123.2/56	154/70	-	-

- Stainless steel body with galvanized back and bottom.
- Hard sanitary polyethylene liner, resistant to blows, friction or scratches.
- EASY CLEANING DESIGN: Seamless one-piece vat with rounded corners, keeping all points clean.
- The paddle is included to manage the ice easily. Drainage system which collects and channels the water from the drainpipe of the carts cleanly and without pools.
- EASY CART is made of sanitary polyethylene without roughness to facilitate cleaning.
- EASY CART is ergonomic and easy to move with little effort.
- EASY CART has a braking, drainage system and cover.
- Optional buckets system is for distributing ice quickly and effortlessly.
- Warranty: 36 months parts and labor.



Paddle is included

# STORAGE BINS AND ICE MACHINES

## COMBINATIONS AND ADAPTER PLATES CODES NEEDED

	ONE CUBER		ONE FLAKER/NUGGET			TWO CUBERS		TWO FLAKER/NUGGET	
	22" Width MS MS 400-22 MS 700-22"	30" Width MS MS 500 MS 1000"	22" Width IQ IQN/F 700 IQN/F 900 IQN/F 1200 IQ 300 IQ 500	26" IQ IQ 900 IQ 1300	"52" IQ IQ 2700	44" MS 2 X MS 400-22 2 X MS 700-22	60" MS 2 X MS 500 2 X MS 1000	44" Width IQ 2 X IQN/F 700 2 X IQN/F 900 2 X IQN/F 1200 2 X IQ 300 2 X IQ 500	52" IQ 2 X IQ 900 2 X IQ 1300
<b>22" Width</b> S 400-22"	TOP KIT STANDARD WITH BIN (32027)	n/a	TOP KIT STANDARD WITH BIN (32027)	n/a	n/a	n/a	n/a	n/a	n/a
<b>30" Width</b> S-300"	32925	TOP KIT STANDARD WITH BIN (32924)	32925	32925	n/a	n/a	n/a	n/a	n/a
<b>30" Width</b> S-500"	31829	TOP KIT STANDARD WITH BIN (31716)	31829	31829	n/a	n/a	n/a	n/a	n/a
<b>42" Width</b> S-750"	31830	TOP KIT STANDARD WITH BIN (31776)	31830	31830	n/a	n/a	n/a	30559	n/a
<b>48" Width</b> S-900"	31832	TOP KIT STANDARD WITH BIN (31834)	31832	31832	n/a	33843 + TOP KIT VENTILATION (33856)	n/a	31903	n/a
<b>52" Width</b> S-1050"	31834	TOP KIT STANDARD WITH BIN (31833)	31834	31834	32034	33685 + TOP KIT VENTILATION (33856)	n/a	31902	31902
<b>30" Width</b> WITH CART SCS-350 SCS-700"	32038	32036	TOP KIT STANDARD WITH BIN (32037)	TOP KIT STANDARD WITH BIN (32037)	n/a	n/a	n/a	n/a	n/a
<b>60" Width</b> WITH CARTS SCD-900"	32113s	31224	TOP KIT STANDARD WITH BIN (31222)	TOP KIT STANDARD WITH BIN (31222)	TOP KIT STANDARD WITH BIN (31222)	Consult	Consult	TOP KIT STANDARD WITH BIN (31222)	TOP KIT STANDARD WITH BIN (31222)
<b>60" Width</b> WITH CARTS SCD-1400 SCD-1800"	31223	31223	TOP KIT STANDARD WITH BIN (31221)	TOP KIT STANDARD WITH BIN (31221)	TOP KIT STANDARD WITH BIN (31221)	32134 + TOP KIT VENTILATION (33856)	3882 + TOP KIT VENTILATION (32943K)	TOP KIT STANDARD WITH BIN (31221)	TOP KIT STANDARD WITH BIN (31221)

# HOTEL DISPENSERS

To fulfill the needs of the ice dispenser segment, ITV developed ice and water dispensers capable of dispensing either half or full dice, when complemented by our \*SPIKA Modular Cube Series ice machines (MS 400, MS 500, MS 700 & MS 1000; or nugget ice when complemented by our IQN series.

**3 YEARS WARRANTY PARTS & LABOR**



Now you can choose from our two models, the DHD 200-30 with ice dispensing capacity or the DHD 200-30 W with ice and water dispensing capabilities. The best options for your hotel, convenience store, self-service, hospitals, schools, or where ever your guest requires ice around the clock. Just simply push the chute for easy ice dispensing.

Ergonomically designed by our team in order to accommodate different size hotel ice buckets, with easy use, to maintain and keep clean. ITV uses stainless steel cabinet, ensuring a perfect look after many years of ongoing use.

DHD 130-22		
W	D	H
22.05"	32.88"	50"
56 cm	83.5 cm	127 cm

DHD 200-30		
W	D	H
30.32"	32.88"	53.94"
77 cm	83.5 cm	137 cm

\*Dimensions do not include adjustable legs from 6" (15.2 cm.) to 6.5" (16.5 cm.)

ITEM #	DESCRIPTION	STORAGE CAPACITY LBS./KG.	DISPENSING SPEED PER SECOND LBS./KG.	VOLTAGE	WATTS	AMPS.	NET WEIGHT. LBS./ KG.	SHIPPING WEIGHT LBS./KG.	SPEC SHEET	
<b>DHD 130-22</b>										
DHD130-22	19320	ICE	127.9/58	0.24/0.109	115V/60Hz/1	210	1	161/73	181/82	
DHD 130-22 W	19324	ICE & WATER	127.9/58	0.24/0.109	115V/60Hz/1	210	1	161/73	181/82	

Use Item # number when ordering

## DHD 200-30

DHD 200-30	19302	ICE	183/83	0.24/0.109	115V/60Hz/1	195.5	1	192/87	244/111	
DHD 200-30 W	19303	ICE & WATER	183/83	0.24/0.109	115V/60Hz/1	195.5	1	192/87	244/111	

\*Special order only. Use Item # number when ordering



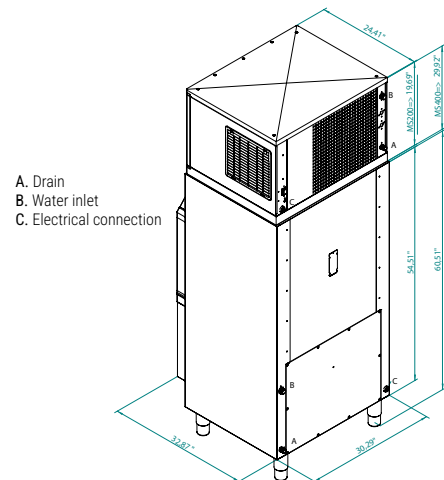
DHD 200-30 & MS 500



DHD 130-22 & MS 700-22



DHD 130-22 & IQN



# WATER FILTRATION & CLEANING

## WATER FILTERS AND REPLACEMENT CARTRIDGES

Water quality plays a serious and important role in health and food service. Not only does water quality determine the taste and quality of all beverages served, it also has a dramatic effect on equipment effectiveness, maintenance costs and equipment longevity.

ITV Water Filtration Kits provide high water quality by removing sediments, found in most water supplies contributing to cloudy ice and equipment issues, and chlorine, which imparts an unpleasant taste and odor in water, reducing the quality of beverages served. It means, attaining better ice and beverage quality, lower equipment maintenance cost, and a lower and more effective operation.

ITV's Water Filtration Systems also address the first cause of equipment issues-mineral scale deposits, that decrease daily ice production and greatly increase equipment maintenance costs.

ITV filters deliver a specially formulated scale control product that is proven most effective in controlling mineral scale, especially in high water hardness environments. Unlike most competitive systems, ITV's scale control product is also delivered at a consistent rate ensuring predictable periods of mineral scale control resulting in mineral scale protection for entire time between filter replacements.

Single Kits include single head with bracket, and Twin Kits include a manifold with pressure gauge and one 1/2" plastic ball valve. Both Kits are available in the 10" (CS-10) or 16" (CS-11) cartridges depending on the ice machine's daily production.



	PRO-10	PRO-11	PRO-101 K	PRO-111 K	PRO-102 K	PRO-112 K	FF-PRE SC 15
<b>Rated Capacity Gal./ l.</b>	10,000/37,900	15,000/56,850	10,000/37,900	15,000/56,850	20,000/75,800	30,000/113,700	20,000/75,800/20
<b>Rated Service Flow Rate gm./ cfs.</b>	1.75/0.003	2.00/0.004	1.75/0.003	2.00/0.004	3.50/0.007	4.00/0.008	4.00/0.008
<b>Oper. Pressure Min. - Max. psi./bar.</b>	20-125/1.4-8.6	20-125/1.4-8.6	20-125/1.4-8.6	20-125/1.4-8.6	20-125/1.4-8.6	20-125/1.4-8.6	20-125/1.4-8.6
<b>Oper. Temperature Min. - Max. °F/°C</b>	35-100°F / 1.5-38°C	35-100°F / 1.5-38°C	35-100°F / 1.5-38°C	35-100°F / 1.5-38°C	35-100°F / 1.5-38°C	35-100°F / 1.5-38°C	35-100°F / 1.5-38°C
<b>Conn. Size Inch./mm.</b>	REPLACEMENT CARTRIDGE	REPLACEMENT CARTRIDGE	3/8" / 94	3/8" / 94	1/2" / 125	1/2" / 125	3/8" / 94
<b>Replacement Cartridge</b>	REPLACEMENT CARTRIDGE	REPLACEMENT CARTRIDGE	CS-10	CS-11	(2) CS-10	(2) CS-11	FF-C15 PRE

		PRO 101 K	PRO 111 K	PRO 102 K	PRO 112 K	FF-PRE SC 15
SPIKA SERIES	NG 130; NG 160; NG 230	★				
	NG 360		★			
	MS 400-22			★		
	MS 500-22			★		
	MS 1000				★	★
DELTA MAX SERIES	NG 80; NG120; NG 150	★				
IQ SERIES	IQ 200 C	★				
	IQ 300 C; IQ 300		★			
	IQ 500			★		
	IQ 900; IQ 1300; IQ 2700				★	★
	IQ 1300 R; IQ 2700 R				★	★
IQN/F SERIES	IQN/F 700			★		
	IQN/F 900; IQN 1200				★	★



# INSTALLATION GUIDELINES

## Undercounter

- Install in a controlled environment, temperature between 41 and 90 degrees F
- Ensure the unit is level, front to back, side to side, and across the unit
- Verify proper ventilation 6" on sides, back, and top
- Proper incoming power 115 or 208 volts (DEDICATED CIRCUIT) acc to the data plate
- Power cord plugged into an electrical outlet (DO NOT USE EXTENSION CORDS)
- Verify the power outlet is grounded and wired correctly (MACHINE NEEDS TO BE BONDED TO GROUND)
- Verify incoming water line is connected
- Verify incoming water line pressure between 14 and 85 PSIG via the pressure gauge on the water filter system
- Ensure incoming water temperature is between 41 and 95 degrees F
- Verify the valve on the water filter is in the open position
- Verify the drain line is installed properly. It runs downhill from the machine to the drain
- Remove all packing tape and supports from the evaporator area
- Verify the production of three batches of ice. Confirm that the ice thickness is as expected before making any adjustments
- Complete ITV's product registration via <https://itvice.com/wordpress/warranty-registration/>

## Modular

- Install in a controlled environment, temperature between 41 and 90 degrees F
- Ensure the unit is level, front to back, side to side, and across the unit
- Utilize the provided mounting brackets to secure the machine to the bin
- The unit must be centered over the opening of the bin adapter plate
- Verify proper ventilation 6" on sides, back, and top
- Proper incoming power 115 or 208 volts (DEDICATED CIRCUIT) acc to the data plate
- Power cord plugged into an electrical outlet (DO NOT USE EXTENSION CORDS)
- Verify the power outlet is grounded and wired correctly (MACHINE NEEDS TO BE BONDED TO GROUND)
- Verify incoming water line is connected
- Verify incoming water line pressure between 14 and 85 PSIG via the pressure gauge on the water filter system
- Ensure incoming water temperature is between 41 and 95 degrees F
- Verify the valve on the water filter is in the open position
- Verify the drain line is installed properly. It runs downhill from the machine to the drain
- Modular Ice Maker drain and storage bin drain must be separated
- The back of the unit must be aligned with the back of the bin (For Kintera/ITV Branded Bins)
- Remove the front panel and remove all packing tape located in the evaporator area
- With the front panel removed, verify the production of three batches of ice. Confirm that the ice thickness is as expected before making any adjustments
- Complete ITV's product registration via <https://itvice.com/wordpress/warranty-registration/>

# ICE USAGE GUIDE

## FOOD SERVICE

<b>RESTAURANT</b>	1.5 lbs. (0.7 kg.) per person
<b>COCKTAIL</b>	3 lbs. (1.4 kg.) per person/seat
<b>WATER GLASS</b>	4 oz. (115 grs.) per 10 oz. (300 ml.) glass
<b>SALAD BAR</b>	40 lbs. (18 kg.) per cubic foot
<b>FAST FOOD</b>	5 oz. (140 grs.) per 8.5 oz. (250 ml.) drink
	8 oz. (225 grs.) per 14 oz. (400 ml.) drink
	12 oz. (340 grs.) per 21oz. (600 ml.) drink

## LODGING

<b>GUEST ICE</b>	5 lbs. (2.3 kg.) per room
<b>RESTAURANT</b>	1.5 lbs. (0.7 kg.) per person
<b>COCKTAIL</b>	3 lbs. (1.4 kg.) per person/ seat
<b>CATERING</b>	1 lbs. (0.45 kg.) per person

## HEALTHCARE

<b>PATIENT ICE</b>	10 lbs. (4.5 kg.) per bed
<b>CAFETERIA</b>	1 lbs. (0.45 kg.) per person

## CONVENIENCE STORE

<b>BEVERAGE</b>	6 oz. (170 grs.) per 12 oz. (350 ml.) drink
	10 oz. (280 grs.) per 20 oz. (590 ml.) drink
	16 oz. (450 grs.) per 32 oz. (950 ml.) drink
<b>COLD PLATE</b>	50% more ice per day
<b>PACKAGED ICE</b>	Lbs. per bag per units sold each day

## BEVERAGE SERVICE

<b>DRINKS</b>	40% ice per drink per drinks/day
---------------	----------------------------------

# ITV Ice Makers

## Environmental action plan

---

### “Green” Campaign

As one of the world’s leading ice machine manufacturers, ITV, projects a moral responsibility to lead the way to a better, more durable environment. When you buy one of our machines, you’re buying a machine that has been manufactured in a sustainable process with green ecological energy, unlike other manufacturers.

This fact sheet summarizes some of the actions we have been taking for many years.

In addition to meeting all major international standards and approvals, we have focused on quality icemakers delivering the highest output at the lowest environmental requirements.

The most “visual” effort, has been the implementation of the unique energy auto efficiency manufacturing company. For more than 10 years our production has been “powered” by solar energy, to the extent that we have become an energy supplier for neighboring area companies.

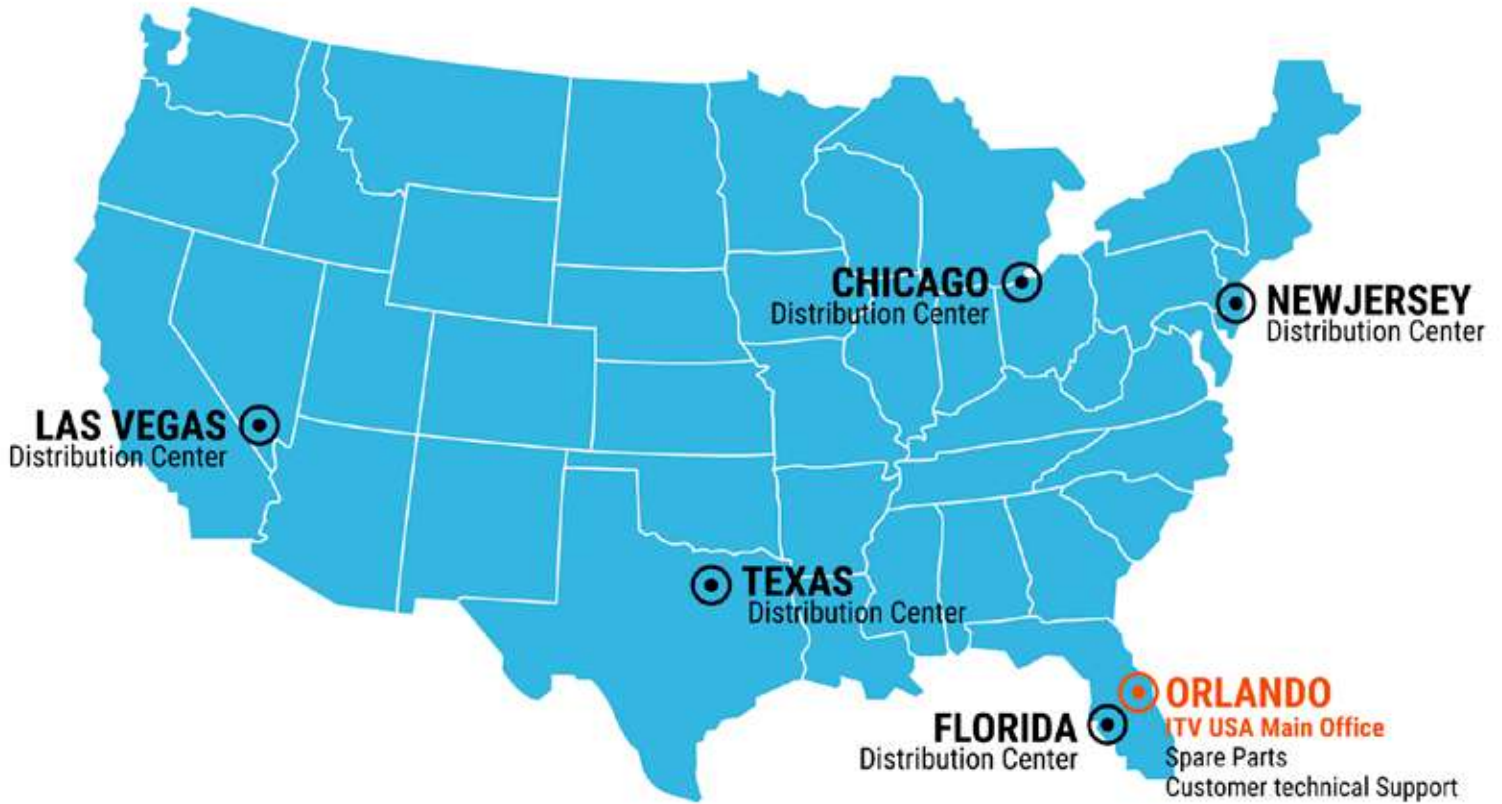
Other continuous efforts are made in the following areas:

- The Recycling of oil and refrigerant gases.
- The Recycling of all debris and waste.
- The Recycling of used water of any kind.
- On a regular basis we evaluate the carbon impact of all our activities. This systematic approach leads to even more efficient use of all resources.

We encourage each, and every one to adopt the same approach to improve and enhance our environment.



# DISTRIBUTION CENTERS



## ITV Ice Makers Inc.

3905 Center Loop  
Suite 500  
Orlando, FL 32808


**Phone:** 1 407 826 1860

**Fax:** 1 407 826 1861

**Toll Free:** 1 888 488 1423

admin@itvice.com

service@itvice.com

**ITV** | ICE makers 

**ITV Ice Makers Inc.**

3905 Center Loop  
Suite 500  
Orlando, FL 32808

**Phone:** 1 407 826 1860

**Fax:** 1 407 826 1861

**Toll Free:** 1 888 488 1423

[www.itvice.com](http://www.itvice.com) | [sales@itvice.com](mailto:sales@itvice.com)

C/49081-22/G/24