



ALFA NG 80 R290












115 V / 60 Hz

SELF-CONTAINED ICE CUBE MACHINE

FEATURES

- ▶ PRODUCES SOLID GOURMET CRYSTAL CLEAR ICE CUBES
- ▶ A3S: ANTI-SCALE SPRAY SYSTEM. ITV PATENTED SPRAY SYSTEM WITH FLEXIBLE NOZZLES THAT AVOID LIMESCALE DEPOSITS WITH SMALL VIBRATIONS
- ▶ STIF: STRONG INOX FRAME. SOLID MACHINE STRUCTURE IN 4 COLUMNS WITH AISI 304 STAINLESS STEEL FRAME.
- ▶ STRONGEST DOOR IN THE MARKET. MADE OF STAINLESS STEEL. OPENING AND DAMPING SYSTEM PATENTED BY ITV.
- ▶ FRONT VENTILATION CONCEPT: FRONTAL IN-OUT AIR SYSTEM ALLOWS 'BUILT IN' MACHINES
- ▶ CLEANING SWITCH: ALLOWS CIRCULATION OF WATER WITH DESCALING PRODUCT (CALKLIN OR SIMILAR) WITHOUT COOLING.
- ▶ "NEVER STOP" MOTOR PUMP DEVELOPED BY ITV. PUMP WITHOUT SEALS, WHICH AVOIDS DETERIORATION IN HARD WATER
- ▶ EASI: EASY ACCESS FOR SERVICE & INSTALLATION. ALL PANELS CAN BE DISASSEMBLED SEPARATELY.
- ▶ ON/OFF LIGHTED ROCKER SWITCH IN FRONT PANEL
- ▶ TROPICALIZED MACHINES (T CLASS) / HEIGHT ADJUSTABLE LEGS FROM 4.1" TO 0.2"



	 24 H	 70°F/21°C	 50°F/10°C	 90°F/32°C	 70°F/21°C	 STOCK	 in (mm)	 in (mm)	
		lbs (Kg)		lbs (Kg)		lbs (Kg)			
ALFA NG 80 A		66 (30)		55 (25)		33 (15)	Width 15.95"(405)	Width 18.90"(480)	ALFA 14/19 gr 1.5" (W) x 1" (D) x 1.2" (H) 39 mm (W) x 27 mm (D) x 30 mm (H) Average dimensions
ALFA NG 80 W		- (-)		- (-)			Depth 20.28"(515)	Depth 22.84"(580)	
							Height* 29.30"(744)	Height 35.44"(900)	

* WITH LEGS 33.43"/35.40" (849/899)

ACCESSORIES

INCLUDED



WATER OUTLET HOSE



4 HEIGHT ADJUSTABLE LEG KIT



SCOOP

NOT INCLUDED (OPTIONAL)



ANTI-LIMESCALE FILTER



10" FILTER ANTI-LIMESCALE + ANTI-CHLORINE CS-101 K



PARTICLE FILTER



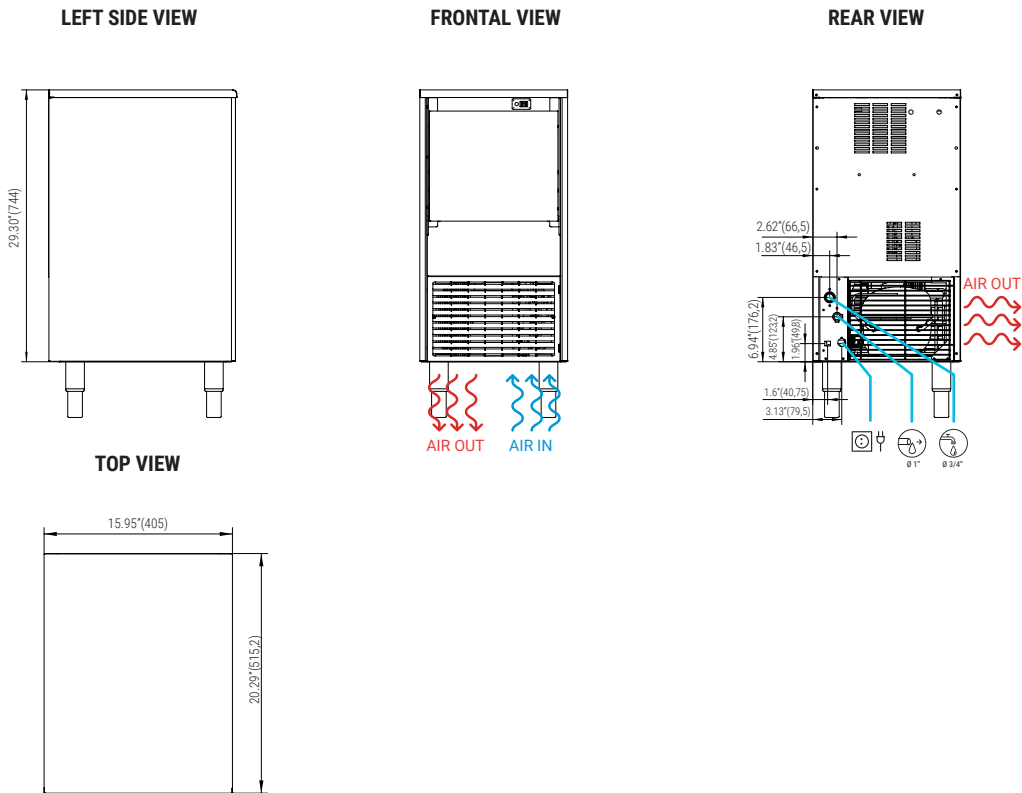
C4 WATER SOFTENER



SCALE KLEEN

TECHNICAL SCHEME

ALFA NG 80



* All dimensions in inches (and mm)

OPERATING CONDITIONS

PRODUCTION (LBS) 60Hz

±10% V

41°F/109°F

41°F/95°F

14.5 psi (1 bar) / 87 psi (6 bar)

24 Ice cubes/cycle



V	Hz	ph
115	60	1N



ALFA NG 80 AIR COOLED

°F	50°	60°	70°	86°
10°	15°	21°	30°	
50°	-	-	-	-
10°	-	-	-	-
68°	66	-	-	-
21°	-	-	-	-
90°	-	-	55	-
32°	-	-	-	-
109°	-	-	-	-
43°	-	-	-	-



ALFA NG 80 WATER COOLED

°F	50°	60°	70°	86°
10°	15°	21°	30°	
50°	-	-	-	-
10°	-	-	-	-
68°	-	-	-	-
21°	-	-	-	-
90°	-	-	-	-
32°	-	-	-	-
109°	-	-	-	-
43°	-	-	-	-

MODELS

MODELS	ASHRAE CONDITIONS (BTu/h)	(W)	(W) 109°F	(AWG/mm ²) (n.)	FUSE	100lbs (Kwh/100 lbs)	gal 100lbs (l/h)	HEAT REJECTED (BTu/h) (W)	(lbs)	(lbs)		
ALFA NG 80 A	3,449	1011	251	14/1.5	3	10	48	4,2	1,992	584	84	101
ALFA NG 80 W	-	-	-	-	-	-	-	-	-	-	-	-



ITV Ice Makers, Inc.
9550 Satellite Blvd, Suite 100
Orlando, FL 32837
Phone: 1 407 826 1860 | Fax: 1 407 826 1861
Toll Free: 1 888 488 1423
sales@itvice.com | www.itvice.com



SERVICE
service@itvice.com
Skype: service@itvice.com
PHONE: +1 888 488 1423
FROM 8AM TO 5PM EST



2 ADDITIONAL YEARS ON COMPRESSOR & EVAPORATOR
Read our warranty policy to know more about limitations and exclusions

