

3 YEARS
WARRANTY
PARTS & LABOR



NDP 55












115 V / 60 Hz

SELF-CONTAINED ICE CUBE MACHINE

FEATURES

- ▶ PRODUCES SOLID GOURMET CRYSTAL CLEAR ICE CUBES
- ▶ SMALLEST MACHINE SIZE ALLOWS FITTING IN SMALL SPACES
- ▶ A3S: ANTI-SCALE SPRAY SYSTEM. ITV PATENTED SPRAY SYSTEM WITH FLEXIBLE NOZZLES THAT AVOID LIMESCALE DEPOSITS WITH SMALL VIBRATIONS
- ▶ FRONT VENTILATION CONCEPT: FRONTAL IN-OUT AIR SYSTEM ALLOWS 'BUILT IN' MACHINES
- ▶ ICE CUBES PRODUCED BY ELECTROMECHANICAL HIGH PERFORMANCE MACHINES, WITH AN ELECTRONIC PROGRAMMER
- ▶ "NEVER STOP" MOTOR PUMP DEVELOPED BY ITV. PUMP WITHOUT SEALS, WHICH AVOIDS DETERIORATION IN HARD WATER
- ▶ DOOR OPENING MOVEMENT WITH DAMPING SYSTEM TO AVOID ACCIDENTS
- ▶ ON/OFF LIGHTED ROCKER SWITCH IN FRONT PANEL
- ▶ AISI 304 STAINLESS STEEL FRAME
- ▶ A LIMESTONE FILTER IS ADVISED IF HARD WATER, OVER 30°F HARDNESS.
- ▶ TROPICALIZED MACHINES (T CLASS)



	 24 H	 70°F/21°C	 50°F/10°C	 90°F/32°C	 70°F/21°C	 lbs (Kg)	 in (mm)	 in (mm)	
NDP 55 A		44 (20)	35 (16)	13 (6)	Width 14" (350) Depth 19" (475) Height* 23" (595)	Width 17" (430) Depth 21" (540) Height 28" (720)	ALFA SMALL 14/17cc 1.4" (W) x 0.9" (D) x 0.7" (H) 35 mm (W) x 22 mm (D) x 18 mm (H) Average dimensions		
NDP 55 W		48 (22)	37 (17)						

* WITH LEGS 24"

ACCESSORIES

INCLUDED



4 LEGS KIT



WATER OUTLET HOSE



SCOOP

NOT INCLUDED (OPTIONAL)



10" FILTER
ANTI-LIMESCALE + ANTI-CHLORINE
CS-101 K



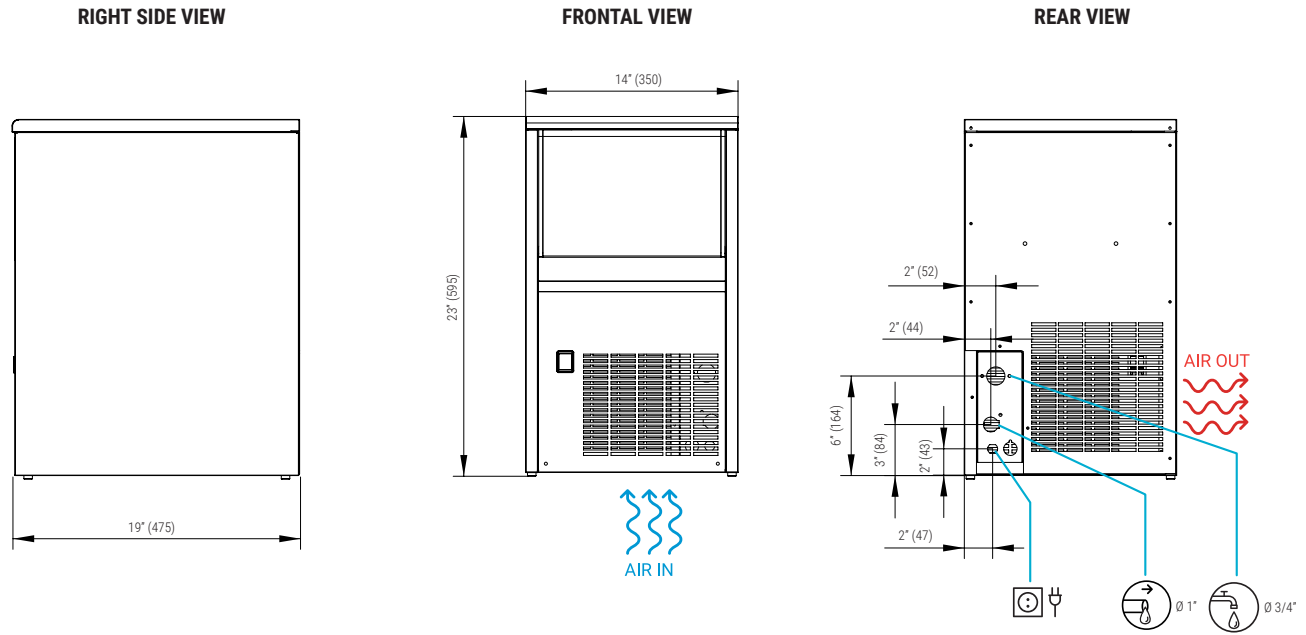
10" REPLACEMENT CARTRIDGE
ANTI-LIMESCALE + ANTI-CHLORINE
CS10



SCALE KLEEN

TECHNICAL SCHEME

NDP 55



* All dimensions in inches (and mm)

OPERATING CONDITIONS

PRODUCTION (LBS) 60Hz

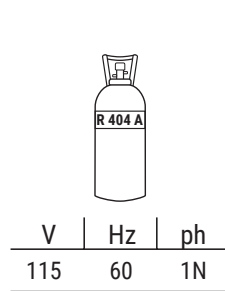
±10% V

41°F/109°F

41°F/95°F

14.5 psi (1 bar) / 87 psi (6 bar)

24 Ice cubes/cycle



NDP 55 AIR COOLED

°F / °C	50° / 10°	60° / 15°	70° / 21°	86° / 30°
50° / 10°	46	44	42	37
68° / 21°	44	42	40	36
90° / 32°	39	37	35	30
109° / 43°	31	28	26	21

NDP 55 WATER COOLED

°F / °C	50° / 10°	60° / 15°	70° / 21°	86° / 30°
50° / 10°	50	48	44	39
68° / 21°	48	46	42	38
90° / 32°	43	40	37	32
109° / 43°	34	31	27	22

MODELS

NDP 55 A

NDP 55 W

	ASHRAE CONDITIONS (BTU/h) (W)	(W) 109°F	(AWG/mm ²) (n.)	FUSE	100lbs (Kwh/100 lbs) (90°F / 70°F)	gal (l/h) (100lbs)	HEAT REJECTED (BTU/h) (W)	(lbs)	(lbs)		
NDP 55 A	2,518 738	355	14/1.5	3	15	12.2	71.4	5	1,952 572	71	79
NDP 55 W	2,518 738	355	14/1.5	3	15	15	298.7	23	1,952 572	71	79



ITV Ice Makers, Inc.
9550 Satellite Blvd, Suite 100
Orlando, FL 32837
Phone: 1 407 826 1860 | Fax: 1 407 826 1861
Toll Free: 1 888 488 1423
sales@itvice.com | www.itvice.com



SERVICE
service@itvice.com
Skype: service@itvice.com
PHONE: +1 888 488 1423
FROM 8AM TO 5PM EST



2 ADDITIONAL YEARS ON COMPRESSOR & EVAPORATOR
Read our warranty policy to know more about limitations and exclusions

